



## CHILDREN & LEARNING OVERVIEW & SCRUTINY COMMITTEE AGENDA (SPECIAL)

<b>6.30 pm</b>	<b>Tuesday 24 June 2014</b>	<b>Council Chamber - Town Hall</b>
----------------	---------------------------------	--

Members 14: Quorum 6

**COUNCILLORS:**

Gillian Ford (Chairman)  
Philippa Crowder  
Carol Smith

Jason Frost (Vice-Chair)  
Nic Dodin  
Reg Whitney

Joshua Chapman  
John Glanville  
Julie Wilkes

**CO-OPTED MEMBERS:**

**Statutory Members  
representing the Churches**

Philip Grundy, Church of  
England, Jack How, Roman  
Catholic Church

**Statutory Members  
representing parent  
governors**

Julie Lamb, Special Schools,  
Anne Ling, Primary Schools,  
Gary Dennis, Secondary  
Schools

Non-voting members representing local teacher unions and professional associations:  
Margaret Cameron NAHT, Keith Passingham NASUWT, Ian Rusha (NUT)

**For information about the meeting please contact:**

**Lorraine Hunter-Brown 01708 432436  
lorraine.hunterbrown@haverling.gov.uk**

## **What is Overview & Scrutiny?**

Each local authority is required by law to establish an overview and scrutiny function to support and scrutinise the Council's executive arrangements. Each overview and scrutiny committee has its own remit as set out in the terms of reference but they each meet to consider issues of local importance.

They have a number of key roles:

1. Providing a critical friend challenge to policy and decision makers.
2. Driving improvement in public services.
3. Holding key local partners to account.
4. Enabling the voice and concerns of the public.

The committees consider issues by receiving information from, and questioning, Cabinet Members, officers and external partners to develop an understanding of proposals, policy and practices. They can then develop recommendations that they believe will improve performance, or as a response to public consultations.

Committees will often establish Topic Groups to examine specific areas in much greater detail. These groups consist of a number of Members and the review period can last for anything from a few weeks to a year or more to allow the Members to comprehensively examine an issue through interviewing expert witnesses, conducting research and site visits. Once the topic group has finished its work it will send a report to the Committee that created it and it will often suggest recommendations to the executive.

## **Terms of Reference**

The areas scrutinised by the Committee are:

- School Improvement (BSF)
- Pupil and Student Services (including the Youth Service)
- Children's Social Services
- Safeguarding
- Adult Education
- 14-19 Diploma
- Scrutiny of relevant aspects of the LAA
- Councillor Calls for Action
- Social Inclusion

## **AGENDA ITEMS**

### **1 APOLOGIES FOR ABSENCE AND ANNOUNCEMENT OF SUBSTITUTE MEMBERS**

(if any) - receive.

### **2 DECLARATION OF INTERESTS**

Members are invited to declare any interests in any of the items on the agenda at this point of the meeting. Members may still declare an interest in an item at any time prior to the consideration of the matter.

### **3 CHAIRMAN'S ANNOUNCEMENTS**

The Chairman will announce details of the arrangements in case of fire or other events that might require the meeting room or building's evacuation.

### **4 IMPLEMENTATION OF THE PRIMARY EXPANSION PROPOSALS - CALL IN OF CABINET MEMBER DECISION (Pages 1 - 120)**

Report attached.

**Andrew Beesley**  
**Committee Administration Manager**

This page is intentionally left blank

## CHILDREN & LEARNING OVERVIEW & SCRUTINY COMMITTEE

24 June 2014 (Special)

**Subject Heading:**

Requisition of Cabinet Member's Decision regarding Primary School Expansions 2013/14

**CMT Lead:**

Joy Hollister  
 Group Director Children, Adults and Housing

**Report Author and contact details:**

Lorraine Hunter-Brown  
 Committee Officer  
[Lorraine.Hunter-Brown@onesource.co.uk](mailto:Lorraine.Hunter-Brown@onesource.co.uk)

**Policy context:**

This decision has implications for all schools, located across all wards in the Borough.

In accordance with Paragraph 17 of the Overview and Scrutiny Committee Rules, a requisition signed by two Members representing more than one Group (Councillors Keith Darvill and David Durant) has called in an executive decision of a Member for Children and Learning and a Member for Value dated 15 May 2014. The text of the requisition appears at the end of this report:

### **CABINET MEMBER'S DECISION**

At a meeting on 20 November 2013, the Cabinet decided to initiate statutory processes to permanently expand the capacity of primary schools from September 2014. Following the statutory consultation process undertaken in February/March 2014, the Head of Learning and Achievement signed the (Non-Key Executive Decision on 24 March 2014 to proceed to the representation stage.

The representation stage, from 28 March to 25 April 2014, complied with statutory requirements by inviting representations from all interested parties on the proposals to permanently expand nine primary phase schools. A Statutory Notice, that included details of the expansion proposals for all nine schools, was published in the Romford Recorder on 28 March 2014; notices were also fixed to the entrance gates of each school and circulated to all interested parties, including all schools in Havering, neighbouring boroughs, the Diocese of Chelmsford and Dioceses of Brentwood and the Department for Education, as required by legislation. A Notice was also published on the Council's website with a link to further information about the proposals.

During the representation period, a total of 67 objection responses were received relating to 2 of the nine schools.

66 of these were received for Parsonage Farm Primary School of which included 2 petitions totalling 235 signatures from residents in the local area and 190 signatures from parents/carers. The objection comments raised specific concerns relating to:

- Road and Traffic Congestion
- Parking
- Pedestrian Issues
- Loss of playground space and overcrowding of existing ancillary facilities
- Potential rise in noise levels during school times

The Governing Body fully support the proposal to permanently expand Parsonage Farm School.

1 objection response was received for Hacton Primary School which highlighted the following issues:

- Potential increase in traffic in the area surrounding the school
- Short sightedness of the Local Authority's decision when schools were closed in the borough due to falling numbers
- Allowing establishment of free schools as opposed to expanding existing ones.

The Governing Body of the school fully support the proposal to permanently expand Hacton Primary School.

Seven schools namely; Broadford, Benhurst, Newtons, Schotts, RJ Mitchell, The Mawney and Suttons received no representations.

<b>DETAIL OF THE DECISION REQUESTED AND RECOMMENDED ACTION</b>					
1. To approve the statutory proposal to expand the capacity of the following nine schools:					
<b>SCHOOL</b>	<b>CURRENT CAPACITY</b>	<b>PROPOSED CAPACITY AS FROM</b>	<b>NUMBER ON ROLL AS AT JAN 2014</b>	<b>CURRENT PUBLISHED ADMISSION NUMBER</b>	<b>PROPOSED ADMISSION NUMBER</b>
BROADFORD PRIMARY	330	420 FROM 1 SEPT 2014	360	45	60 FROM 1 SEPT 2014
BENHURST PRIMARY	315	420 FROM 1 SEPT 2014	311	45	60 FROM 1 SEPT 2014
NEWTONS PRIMARY	315	420 FROM 1 SEPT 2014	303	45	60 FROM 1 SEPT 2014
PARSONAGE FARM PRIMARY	486	840 FROM 1 SEPT 2015	467	90	120 FROM 1 SEPT 2015
SCOTT'S PRIMARY	210	420 FROM 1 SEPT 2015	213	30	60 FROM 1 SEPT 2015
THE RJ MITCHELL	210	420 FROM 1 SEPT 2015	217	30	60 FROM 1 SEPT 2015

THE MAWNEY SCHOOL	296	630 FROM 1 SEPT 2016	297	60	90 FROM 1 SEPT 2016
SUTTONS PRIMARY	262	420 FROM 1 SEPT 2016	216	30	60 FROM 1 SEPT 2016
HACTON PRIMARY	378	546 FROM 1 SEPT 2016	371	50	78 FROM 1 SEPT 2016

**Reasons for decisions:**

To approve the statutory proposal to expand the capacity of the following nine schools: Broadford Primary, Benhurst Primary, Newtons Primary, Parsonage farm Primary, Scotts Primary, the RJ Mitchell Rimary, the Mawney School, Suttons primary Hacton Primary.

**Other options considered and rejected:**

Do Nothing - this is not practical due to the legal and statutory obligation placed on the council to provide sufficient school places and the pressures currently faced across the borough.

Expansion of Schools - this preferred option has the support of each School's governing Body and local community and forms part of the wider development of the Schools for which funding has been made available within the Capital Programme.

**REASONS FOR REQUISITION**

The reasons for the requisition were detailed on the formal notification and were detailed as follows:

1. To consider the financial implications of the decision including the wider financial implications for the Council and individual schools arising from increasing admissions.
2. To consider the risks associated with the primary schools expansion programme as identified in the Notice of Key Executive Decision.
3. To consider the implications of the proposal to double the size of Parsonage Farm Primary School particularly the concerns of the parents and local residents over disruption to children's education and the impact of the expansion will have on the local environment.
4. To consider whether the schools identified for expansion will address particular local needs.

**RECOMMENDATION**

**That the Committee considers the requisition of the decision of the Cabinet Members and determine whether to uphold it.**

This page is intentionally left blank



## APPENDIX 1- SCHOOL ORGANISATION GUIDANCE FOR DECISION-MAKERS

<b>Factors that were considered in the decision taken to expand Benhurst Primary School from 1.5 FE to 2FE</b>	
<b>Relevant Factor Considered</b>	<b>Outcome</b>
<b>Consideration of consultation and representation period</b>	An initial consultation was carried out from 3/02/2014 to 3/03/2014. The responses received during this initial consultation period were considered before a decision was made to publish a statutory notice regarding the proposal for this school. No objections were received during the representation period which lasted from 28/03/2014 to 25/04/2014. The process of consultation has been conducted satisfactorily. All stakeholders have had a fair opportunity to express their views.
<b>Education standards and diversity of provision</b>	The expansion of this school will contribute to raising standards of provision and will lead to improved attainment for children in this area. By expanding Benhurst this will offer families from the local community better opportunity of choice regarding school places. It will provide an opportunity to recruit a broader level of expertise and specialism within its staff which will in turn drive up standards and enhance the teaching & learning that would enable children to make excellent progress.
<b>Demand</b>	The LA's forecast indicates a shortfall of 2FE by September 2015/16 and a further 2FE in the next five years in the Hornchurch planning area. The decision to permanently expand the school will provide an additional 15 reception places in the area each year from September 2014 onwards and help ensure that there are sufficient places and will reduce the pressure experienced by other schools in this planning area. Data from the admissions service supported the LA's assessment that as a popular school Benhurst Primary School should be supported to expand to meet parental demand
<b>School size</b>	Moving from 45 to 60 places per year group will enable the school to move away from mixed-age teaching groups and deliver a more efficient teaching model, in line with the rest of the primary schools in the borough.
<b>Proposed admission arrangements</b>	The admission arrangements of the school are compliant with the School Admissions Code and are not due to change should the expansion be approved.
<b>National Curriculum</b>	Benhurst Primary School as a maintained school delivers the National curriculum.
<b>Equal opportunity issues</b>	The school is co-educational therefore the gender of pupils is not considered to be a factor in determining the proposals. National legislation determines that schools cannot discriminate on race in relation to admissions policies. School refurbishments and building expansions are undertaken with full accessibility compliance. Therefore there are no sex, race or disability discrimination issues anticipated from the changes being proposed
<b>Community cohesion</b>	Views and comments received from stakeholders and individuals in the community were fully considered and addressed during the consultation period. 45% of the total responses received.

14/60  
Appendix 1

## APPENDIX 1- SCHOOL ORGANISATION GUIDANCE FOR DECISION-MAKERS

	<p>gave their support for the expansion as it will create additional places to cater for local demand by families in the area.</p> <p>Access to extended services or provision being offered by the school to pupils or the local community will not be affected by this expansion proposal.</p> <p>If the proposed expansion at this school is approved then more school places will be available in the area, which means that the school will be better able to meet the needs of its growing community.</p>
<b>Travel and accessibility</b>	<p>This proposal will not extend journey times, increase transport costs, or result in too many children being prevented from travelling sustainably due to unsuitable walking or cycling routes as the expansion will be carried out on the school's existing site.</p> <p>In addition, the expansion is being proposed as there is a projected increase in demand for additional school places from within the local area where the school is located. All school users will be encouraged to access the school via sustainable modes of transport.</p> <p>The expansion will be undertaken with full accessibility compliance.</p>
<b>Capital</b>	<p>The local authority has allocated a budget for this expansion project as agreed in the capital programme report by the Council's Cabinet on 13 February 2014.</p>
<b>School premises and playing fields</b>	<p>The expansion will ensure that outdoor play space adheres to standards for school premises as set out in the current area guidelines from the DfE.</p>

Applicable legislation: School Organisation for Maintained Schools (England) Regulations 2013-(Annex B-Guidance for Decision- Makers)

**APPENDIX 1 - SCHOOL ORGANISATION GUIDANCE FOR DECISION-MAKERS**

**The Decision**

The proposal to permanently expand Benhurst Primary School from 1.5FE to 2 FE from 1 September 2014 is hereby

**Approved without modification**     **Approved with Modification**     **Rejected**   

**Reason for decision**

The Council has a statutory duty to ensure that there are sufficient school places available for all children resident in Havering who require one. School roll projections show a long term increase in primary pupil numbers. Therefore if expansion plans are not progressed then the probability is that there will be school age children within the area without the ability to secure a place in a local school.

**The proposal in respect of Benhurst Primary School is subject to the grant of planning permission by June 2014**

**Details of decision maker/s**

Signed:  .....  
Name: **PMK Kociford** .....  
Title: .....  
Date: .....

Signed:  .....  
Name: **Rowan Ramsey** .....  
Title: .....  
Date: .....

## APPENDIX 1- SCHOOL ORGANISATION GUIDANCE FOR DECISION-MAKERS

<b>Factors that were considered in the decision taken to expand Broadford Primary School from 1.5 FE to 2FE</b>	
<b>Relevant Factor Considered</b>	<b>Outcome</b>
<b>Consideration of consultation and representation period</b>	An initial consultation was carried out from 3/02/2014 to 3/03/2014. The responses received during this initial consultation period were considered before a decision was made to publish a statutory notice regarding the proposal for this school. No objections were received during the representation period which lasted from 28/03/2014 to 25/04/2014. The process of consultation has been conducted satisfactorily. All stakeholders have had a fair opportunity to express their views
<b>Education standards and diversity of provision</b>	The expansion of this school will contribute to raising standards of provision and will lead to improved attainment for children in this area. By expanding Broadford this will offer families from the local community better opportunity of choice regarding school places. It will provide an opportunity to recruit a broader level of expertise and specialism within its staff which will in turn drive up standards and enhance the teaching & learning that would enable children to make excellent progress.
<b>Demand</b>	Broadford Primary School is located in the Harold Hill Planning area where a number of new housing units are currently being developed. The LA's forecast indicates a shortfall of 1FE by September 2015/16 and a further 2FE in the next five years. Data from the admissions service supports the LA's assessment that as a popular school Broadford Primary School should be supported to expand to meet parental demand. The decision to permanently expand the school will provide an additional 15 reception places in this planning area each year from September 2014 onwards and help ensure that there are sufficient places in the area. This expansion is not expected to have any negative effect on other schools in the area.
<b>School size</b>	Moving from 45 to 60 places per year group will enable the school to move away from mixed-age teaching groups and deliver a more efficient teaching model, in line with the rest of the primary schools in the borough.
<b>Proposed admission arrangements</b>	The admission arrangements of the school are compliant with the School Admissions Code and are not due to change should the expansion be approved.
<b>National Curriculum</b>	Broadford Primary School as a maintained school delivers the National curriculum.
<b>Equal opportunity issues</b>	The school is co-educational therefore the gender of pupils is not considered to be a factor in determining the proposals. National legislation determines that schools cannot discriminate on race in relation to admissions policies. School refurbishments and building expansions are undertaken with full accessibility compliance. Therefore there are no sex, race or disability discrimination issues that arise from the changes being proposed

## APPENDIX 1- SCHOOL ORGANISATION GUIDANCE FOR DECISION-MAKERS

<p><b>Community cohesion</b></p>	<p>Views and comments received from stakeholders and individuals in the community were fully considered and addressed during the consultation period. 100% of the respondents gave their support for the expansion as it will create additional places to cater for local demand by families in the area.</p> <p>Access to extended services or provision being offered by the school to pupils or the local community will not be affected by this expansion proposal.</p> <p>If the proposed expansion at this school is approved then more school places will be available in the area, which means that the school will be better able to meet the needs of its growing community</p>
<p><b>Travel and accessibility</b></p>	<p>This proposal will not extend journey times, increase transport costs, or result in too many children being prevented from travelling sustainably due to unsuitable walking or cycling routes as the expansion will be carried out on the school's existing site.</p> <p>In addition, the expansion is being proposed as there is a projected increase in demand for additional school places from within local area where the school is located. All school users will be encouraged to access the school via sustainable modes of transport.</p> <p>The expansion will be undertaken with full accessibility compliance.</p>
<p><b>Capital</b></p>	<p>The local authority has allocated a budget for this expansion project as agreed in the capital programme report by the Council's Cabinet on 13 February 2014.</p>
<p><b>School premises and playing fields</b></p>	<p>The expansion will ensure that outdoor play space adheres to standards for school premises as set out in the current area guidelines from the DfE.</p>

Applicable legislation: School Organisation for Maintained Schools (England) Regulations 2013 (Annex B-Guidance for Decision- Makers)

**APPENDIX 1 - SCHOOL ORGANISATION GUIDANCE FOR DECISION-MAKERS**

**The Decision**

The proposal to permanently expand Broadford Primary School from 1.5FE to 2FE from 1 September 2014 is hereby

Approved without modification  Approved with modification  Rejected

Reason for decision

The Council has a statutory duty to ensure that there are sufficient school places available for all children resident in Havering who require one. School roll projections show a long term increase in primary pupil numbers. Therefore if expansion plans are not progressed then the probability is that there will be school age children within the area without the ability to secure a place in a local school.

**The proposal in respect of Broadford Primary School is subject to the grant of planning permission by June 2014**

**Details of decision maker/s**

Signed:  .....  
Name: Mark Broadford .....  
Title: .....  
Date: .....

Signed:  .....  
Name: Paul Ramsay .....  
Title: .....  
Date: .....

## APPENDIX 1- SCHOOL ORGANISATION GUIDANCE FOR DECISION-MAKERS

### Factors that were considered in the decision taken to expand Newtons Primary from 1.5 FE to 2FE

<b>Relevant Factor Considered</b>	<b>Outcome</b>
<b>Consideration of consultation and representation period</b>	An initial consultation was carried out from 3/02/2014 to 3/03/2014. The responses received during this initial consultation period were considered before a decision was made to publish a statutory notice regarding the proposal for this school. No objections were received during the representation period which lasted from 28/03/2014 to 25/04/2014. The process of consultation has been conducted satisfactorily. All stakeholders have had a fair opportunity to express their views
<b>Education standards and diversity of provision</b>	The expansion of this school will contribute to raising standards of provision and will lead to improved attainment for children in this area. Expanding Newtons Primary will offer families from the local community better opportunity of choice regarding school place. It will provide an opportunity to recruit a broader level of expertise and specialism within its staff which will in turn drive up standards and enhance the teaching & learning that would enable children to make excellent progress.
<b>Demand</b>	The LA's forecast indicates a shortfall of 1FE by September 2015/16 and a further 2FE in the next five years. The decision to permanently expand the school will provide an additional 15 reception places in the area each year from September 2014 onwards and help ensure that there are sufficient places to cater for the increase in demand in this planning area. Data from the admissions service supports the LA's assessment that as a popular school Newtons Primary School should be supported to expand to meet parental demand.
<b>School size</b>	Moving from 45 to 60 places per year group will enable the school to move away from mixed-age teaching groups and deliver a more efficient teaching model, in line with the rest of the primary schools in the borough.
<b>Proposed admission arrangements</b>	The admission arrangements of the school are compliant with the School Admissions Code and are not due to change should the expansion be approved
<b>National Curriculum</b>	Newtons Primary as a maintained school delivers the National curriculum.
<b>Equal opportunity issues</b>	The school is co-educational therefore the gender of pupils is not considered to be a factor in determining the proposals. National legislation determines that schools cannot discriminate on race in relation to admissions policies. School refurbishments and building expansions are undertaken with full accessibility compliance. Therefore there are no sex, race or disability discrimination issues that arise from the changes being proposed
<b>Community cohesion</b>	Views and comments received from stakeholders and individuals in the community were fully considered and addressed during the consultation period. 100% of the responses received.

## APPENDIX 1- SCHOOL ORGANISATION GUIDANCE FOR DECISION-MAKERS

	<p>gave their support for the expansion as it will create additional places to cater for local demand by families in the area.</p> <p>Access to extended services or provision being offered by the school to pupils or the local community will not be affected by this expansion proposal.</p> <p>If the proposed expansion at this school is approved then more school places will be available in the area, which means that the school will be better able to meet the needs of its growing community</p>
<b>Travel and accessibility</b>	<p>This proposal will not extend journey times, increase transport costs, or result in too many children being prevented from travelling sustainably due to unsuitable walking or cycling routes as the expansion will be carried out on the school's existing site.</p> <p>In addition, the expansion is being proposed as there is a projected increase in demand for additional school places from within local area where the school is located. All school users will be encouraged to access the school via sustainable modes of transport.</p> <p>The expansion will be undertaken with full accessibility compliance.</p>
<b>Capital</b>	<p>The local authority has allocated a budget for this expansion project as agreed in the capital programme report by the Council's Cabinet on 13 February 2014.</p>
<b>School premises and playing fields</b>	<p>The expansion will ensure that outdoor play space adheres to standards for school premises as set out in the current area guidelines from the DfE.</p>

Applicable legislation: School Organisation for Maintained Schools (England) Regulations 2013-(Annex B-Guidance for Decision- Makers)



**APPENDIX 1- SCHOOL ORGANISATION GUIDANCE FOR DECISION-MAKERS**

**The Decision**

The proposal to permanently expand Newtons Primary School from 1.5FE to 2FE from 1 September 2014 is hereby

Approved without modification  Approved with modification  Rejected


Reason for decision

The Council has a statutory duty to ensure that there are sufficient school places available for all children resident in Havering who require one. School roll projections show a long term increase in primary pupil numbers. Therefore if expansion plans are not progressed then the probability is that there will be school age children within the area without the ability to secure a place in a local school.

**The proposal in respect of Newtons Primary School is subject to the grant of planning permission by June 2014**

**Details of decision maker/s**

Signed:  .....  
Name: Paul Rochford .....  
Title: .....  
Date: .....

Signed:  .....  
Name: Rachel Ramsey .....  
Title: .....  
Date: .....

## APPENDIX 1- SCHOOL ORGANISATION GUIDANCE FOR DECISION-MAKERS

### Factors that were considered in the decision taken to expand Parsonage Farm Primary School from 3 FE to 4FE

Relevant Factor Considered	Outcome
<p><b>Consideration of consultation and representation period</b></p>	<p>An initial consultation was carried out from 3/02/2014 to 3/03/2014. The responses received during this initial consultation period were considered before a decision was made to publish a statutory notice regarding the proposal for this school.</p> <p>A drop in session was held at the school on the 24/04/2014 for parents/carers and the local community were specific issues were raised.</p> <p>During the representation period which lasted from 28/03/2014 to 25/04/2014, a total of 66 objections which included 2 petitions totalling 235 signatures from residents in the local area and 190 signatures from parents/carers were received.</p> <p>The process of consultation has been conducted satisfactorily. All stakeholders have had a fair opportunity to express their views.</p> <p>Key issues raised during the representation period, via survey and petitions and via the drop in session include the following, with the Local Authority response below:</p> <ul style="list-style-type: none"> <li>• Concern about the impact on playground space.             <ul style="list-style-type: none"> <li>○ School will gain additional play space if expanded.</li> </ul> </li> <li>• Concern that expansion will prevent emergency services accessing the building quickly in event of an emergency.             <ul style="list-style-type: none"> <li>○ Emergency services will be able to access the school safely and there will an entrance on Allen Road.</li> </ul> </li> <li>• The Local Authority should build a new school.             <ul style="list-style-type: none"> <li>○ The Local Authority is not able to build a new school under current Government legislation.</li> </ul> </li> <li>• Parking for teachers should not be included as part of the expansion proposal- would prefer this space be used as additional play space for the children.             <ul style="list-style-type: none"> <li>○ Staff car park is a planning requirement.</li> </ul> </li> <li>• Expansion will lead to increased traffic on surrounding roads which will be dangerous</li> </ul>

## APPENDIX 1- SCHOOL ORGANISATION GUIDANCE FOR DECISION-MAKERS

	<p>for children walking to school.</p> <ul style="list-style-type: none"> <li>• Increased traffic will lead to increase in dangerous/illegal parking.             <ul style="list-style-type: none"> <li>○ The impact of increased traffic is taken very seriously during planning processes and a joint effort is made by all involved to explore ways of mitigating the issues.</li> </ul> </li> <li>• Understand the need for additional school places, but the proposal needs to look at additional issues any expansion would cause.             <ul style="list-style-type: none"> <li>○ The Local Authority has a statutory responsibility to ensure there are sufficient school places for children who live in the borough and require one.</li> </ul> </li> <li>• Concern that the local authority is looking to expand the school in order to attract/educate children who live outside of the borough.             <ul style="list-style-type: none"> <li>○ The Local Authority is proposing to expand Parsonage Farm Primary School in order to meet the demand for places from children resident in Havering.</li> </ul> </li> <li>• Would consider moving my child from Parsonage Farm Primary School if the expansion proceeds.             <ul style="list-style-type: none"> <li>○ This is the right of the parent.</li> </ul> </li> <li>• Local residents were not consulted about the proposed expansion and should have been.             <ul style="list-style-type: none"> <li>○ Local residents will be consulted via the planning consultation if the expansion proceeds.</li> </ul> </li> <li>• Query why previously schools were closed if we now need more school places.             <ul style="list-style-type: none"> <li>○ Schools were closed previously at a time of falling school rolls.</li> </ul> </li> <li>• Concern that increase from 2FE to 3FE has already had a negative impact on children at the school. Will be worse if school expands to 4FE.             <ul style="list-style-type: none"> <li>○ Believe the school has the leadership and management to maintain current high standards during expansion process.</li> </ul> </li> <li>• Concern that building works during term time will be disruptive for children.             <ul style="list-style-type: none"> <li>○ Building works will be boarded and separated from the school to minimize disruption.</li> </ul> </li> </ul>
--	---

## APPENDIX 1- SCHOOL ORGANISATION GUIDANCE FOR DECISION-MAKERS

<ul style="list-style-type: none"> <li>• Not sure what the benefits of expansion are for the children already at the school.             <ul style="list-style-type: none"> <li>◦ An expanded school will receive more funding which can provide a wider range of resources (equipment and personnel) to be enjoyed by all at the school.</li> </ul> </li> <li>• Don't know why Parsonage Farm Primary School has been identified for expansion.</li> <li>• Query why another local school in the area isn't being expanded instead of Parsonage Farm.             <ul style="list-style-type: none"> <li>◦ The school is successful with a strong leadership and management team to manage expansion. The school is in an area of need regarding additional school places and has the physical space to enable expansion.</li> </ul> </li> <li>• Query why Parsonage Farm is being considered for 4FE when Brady is a nearby school and is only 1FE.             <ul style="list-style-type: none"> <li>◦ Brady does not have space on its existing site to enable expansion.</li> </ul> </li> <li>• The consultation drop-in session is being held too close to the consultation closing date.             <ul style="list-style-type: none"> <li>◦ The drop-in sessions are not compulsory and the Local Authority has fulfilled its statutory duty regarding publishing statutory proposals.</li> </ul> </li> <li>• Parsonage Farm Primary School has no school signage, no crossing and no speed restrictions- this is already dangerous and will be more dangerous if there are more children.             <ul style="list-style-type: none"> <li>◦ The impact of increased traffic is something which is taken very seriously during planning processes and a joint effort is made by all involved to explore ways of mitigating the issues.</li> </ul> </li> <li>• Smaller schools should be expanded first instead of making larger schools even bigger.             <ul style="list-style-type: none"> <li>◦ It is not always possible to expand small schools first.</li> </ul> </li> <li>• Concern that expansion would have an impact on educational attainment.             <ul style="list-style-type: none"> <li>◦ Believe the school has the leadership and management to maintain current high standards during expansion process.</li> </ul> </li> </ul>	
---	--

## APPENDIX 1- SCHOOL ORGANISATION GUIDANCE FOR DECISION-MAKERS

	<ul style="list-style-type: none"> <li>• The school focuses on pupils who have English as an additional language to the detriment of other pupils.             <ul style="list-style-type: none"> <li>◦ Believe the school has the leadership and management to maintain current high standards for all pupils.</li> </ul> </li> <li>• Query why the school can't fill to 3FE in all year groups before considering whether to move to 4FE.             <ul style="list-style-type: none"> <li>◦ The expansion to 4FE is being proposed to meet the future demand for school places in the area.</li> </ul> </li> <li>• Think the Head Teacher could manage an expansion to 4FE but concerned that if she leaves then standards will drop.             <ul style="list-style-type: none"> <li>◦ No evidence to support this.</li> </ul> </li> <li>• Concern that if Parsonage Farm does expand then it will be the largest school in Havering.</li> <li>• Concern that having 120 pupils per year group is too many at reception age and will be daunting for small children.             <ul style="list-style-type: none"> <li>◦ There are much larger schools nationally that have managed to maintain standards without any negative impact on pupils at the school.</li> </ul> </li> <li>• Query why this school is meeting school place demand from other boroughs.</li> <li>• Do not see why rates are being put up in Havering if the money is being used to create school places that will educate children from outside the borough.             <ul style="list-style-type: none"> <li>◦ Parsonage Farm Primary School is being proposed for expansion in order to meet the demand for school places from children resident in Havering. However the Local Authority cannot legally prevent residents in other boroughs from applying to Havering schools.</li> </ul> </li> <li>• Parsonage Farm Primary School is in an area where there is an ageing population therefore not sure why places are needed.             <ul style="list-style-type: none"> <li>◦ Rising birth rates and more people moving into Havering has led to an increase in demand for school places.</li> </ul> </li> <li>• Would like expansion to be delayed to assess whether additional school places are needed and existing places are filled.</li> </ul>
--	--

## APPENDIX 1- SCHOOL ORGANISATION GUIDANCE FOR DECISION-MAKERS

	<ul style="list-style-type: none"> <li>○ This is a possibility- if the expansion implementation date is modified to a later date, the school would still be able to accommodate an additional class at short notice if needed.</li> <li>● Money identified for this expansion should be invested in existing school facilities in the borough.             <ul style="list-style-type: none"> <li>○ The Local Authority has a statutory responsibility to ensure there are sufficient school places for children who live in the borough and require one.</li> </ul> </li> <li>● Concern that expansion will lead to school losing community feel.             <ul style="list-style-type: none"> <li>○ Parsonage Farm Primary School has been identified for expansion in order to meet the needs of its growing community.</li> </ul> </li> <li>● Query why the proposed building works to enable the expansion only provide additional classrooms and do not look at expanding other areas in the school.             <ul style="list-style-type: none"> <li>○ The design is still at feasibility stage and other areas may still be considered as part of the physical expansion proposal.</li> </ul> </li> <li>● Confusion has been caused by the fact that people thought the expansion to 4FE was already agreed as there are already building works underway at the school.</li> <li>● The description of building works as being phased is not clear- i.e. the difference between works to provide the accommodation for 3FE and the works needed to provide accommodation if schools moves to 4FE is not clear.             <ul style="list-style-type: none"> <li>○ Agree that it is not clear to everyone that the current building works at the school are in order to provide the necessary accommodation for the school to operate as 3FE.</li> </ul> </li> <li>● Would like a nursery to be added to the school.             <ul style="list-style-type: none"> <li>○ This is not part of the current proposal but may be revisited at a later date.</li> </ul> </li> <li>● Dining Hall - Capacity needs revising with the potential to expand - needs looking at as parents concerned around shortened lunch times.             <ul style="list-style-type: none"> <li>○ The design is still at feasibility stage and other areas may still be considered as part of the physical expansion proposal. Lunchtimes can also be staggered/timetabled effectively.</li> </ul> </li> <li>● General Play Area - Needs revising to create more play area in particular year</li> </ul>
--	--

**APPENDIX 1- SCHOOL ORGANISATION GUIDANCE FOR DECISION-MAKERS**

	<p>reception' play area and use of 'playing field'.</p> <ul style="list-style-type: none"> <li>○ The design is still at feasibility stage and other areas may still be considered as part of the physical expansion proposal.</li> </ul> <ul style="list-style-type: none"> <li>• Concern regarding proximity of proposed building in relation to residents' homes.             <ul style="list-style-type: none"> <li>○ This will be addressed via the planning process.</li> </ul> </li> <li>• Better communication needed to inform residents of building works.             <ul style="list-style-type: none"> <li>○ Residents will be consulted on proposed works via the consultation process.</li> </ul> </li> <li>• General review of existing facilities to provide extended curriculum services and extra curricular resources etc. needed.             <ul style="list-style-type: none"> <li>○ The design is still at feasibility stage and other areas may still be considered as part of the physical expansion proposal.</li> </ul> </li> <li>• Concern that Local Authority may be intending to sell off areas of the school site.             <ul style="list-style-type: none"> <li>○ No intention to do this.</li> </ul> </li> <li>• Concern that works would lead to loss of trees and planting areas.             <ul style="list-style-type: none"> <li>○ This will be addressed via the planning process.</li> </ul> </li> <li>• Concern regarding increase in noise levels throughout the day if school is expanded.             <ul style="list-style-type: none"> <li>○ The Council has a statutory duty to ensure that there are sufficient school places available for all children resident in Havering who require one.</li> </ul> </li> </ul>
<p><b>Education standards and diversity of provision</b></p>	<p>The expansion of this school will contribute to raising standards of provision and will lead to improved attainment for children in this area. By expanding Parsonage Farm Primary School this will offer families from the local community better opportunity of choice regarding school places. It will provide an opportunity to recruit a broader level of expertise and specialism within its staff which will in turn drive up standards and enhance the teaching &amp; learning that would enable children to make excellent progress.</p>
<p><b>Demand</b></p>	<p>The LA's forecast indicates a shortfall of 1FE by September 2015/16 and a further 2FE in the next five years in the Rainham school planning area. The decision to permanently expand the school which will provide an additional 30 reception places in the area each year from September 2015 onwards, would help ensure that there are sufficient places and will reduce the pressure experienced by other schools in this planning area. Data from the admissions service supports the LA's assessment that as a popular</p>

## APPENDIX 1- SCHOOL ORGANISATION GUIDANCE FOR DECISION-MAKERS

	<p>school Parsonage Farm primary school should be supported to expand to meet parental demand</p> <p>The permanent expansion of Parsonage Farm to four forms of entry would enable the local authority to create additional places for local children to benefit from a successful school where teaching and learning is good</p> <p>The admission arrangements of the school are compliant with the School Admissions Code and are not due to change should the expansion be approved.</p> <p>Parsonage Farm Primary School, as a maintained school delivers the National curriculum.</p> <p>The school is co-educational therefore the gender of pupils is not considered to be a factor in determining the proposals.</p> <p>National legislation determines that schools cannot discriminate on race in relation to admissions policies. School refurbishments and building expansions are undertaken with full accessibility compliance.</p> <p>Therefore there are no sex, race or disability discrimination issues anticipated from the changes being proposed</p>
<b>School size</b>	
<b>Proposed admission arrangements</b>	
<b>National Curriculum</b>	
<b>Equal opportunity issues</b>	
<b>Community cohesion</b>	<p>Views and comments received from stakeholders and individuals in the community were fully considered and addressed during the consultation period. 25% of the total responses received, gave their support for the expansion as it will create additional places to cater for local demand by families in the area.</p> <p>Access to extended services or provision being offered by the school to pupils or the local community will not be affected by this expansion proposal.</p> <p>If the proposed expansion at this school is approved then more school places will be available in the area, which means that the school will be better able to meet the needs of its growing community.</p>
<b>Travel and accessibility</b>	<p>This proposal will not extend journey times, increase transport costs, or result in too many children being prevented from travelling sustainably due to unsuitable walking or cycling routes as the expansion will be carried out on the school's existing site.</p> <p>In addition, the expansion is being proposed as there is a projected increase in demand for additional school places from within the local area where the school is located. All school users will be encouraged to access the school via sustainable modes of transport.</p> <p>The expansion will be undertaken with full accessibility compliance.</p>
<b>Capital</b>	<p>The local authority has allocated a budget for this expansion project as agreed in the capital programme report by the Council's Cabinet on 13 February 2014.</p>
<b>School premises and playing fields</b>	<p>The expansion will ensure that outdoor play space adheres to standards for school premises as set out in the current area guidelines from the DfE.</p>

Applicable legislation: School Organisation for Maintained Schools (England) Regulations 2013-(Annex B-Guidance for Decision- Makers)



**APPENDIX 1- SCHOOL ORGANISATION GUIDANCE FOR DECISION-MAKERS**

**The Decision**

The proposal to permanently expand Parsonage Farm Primary School from 3FE to 4FE from 1 September 2015 is hereby

**Approved without modification**     **Approved with Modification**     **Rejected**

**Reason for decision**

The Local Authority is projecting a deficit of places in Rainham and Wennington and South Hornchurch wards from Sep 2015 onwards. Whilst the Council appreciates the potential difficulties that may arise the Council considers that these are overridden by the Council's statutory duties to provide sufficient places for the forecast long term increase in primary pupil numbers. If expansion plans are not progressed then the probability is that there will be school age children within the area without the ability to secure a place in a local school. The Governing Body fully support the proposal to permanently expand Parsonage Farm Primary School.

**The proposal in respect of Parsonage Farm Primary School is subject to the grant of planning permission by December 2014.**

**Details of decision maker/s**

Signed: .....  
Name: *Paul Rochester* .....  
Title: .....  
Date: .....

Signed: .....  
Name: *Carol Ramsey* .....  
Title: .....  
Date: .....

## APPENDIX 1- SCHOOL ORGANISATION GUIDANCE FOR DECISION-MAKERS

### Factors that were considered in the decision taken to expand RJ Mitchell Primary from 1 FE to 2FE

<b>Relevant Factor Considered</b>	<b>Outcome</b>
<b>Consideration of consultation and representation period</b>	An initial consultation was carried out from 3/02/2014 to 3/03/2014. The responses received during this initial consultation period were considered before a decision was made to publish a statutory notice regarding the proposal for this school. No objections were received during the representation period which lasted from 28/03/2014 to 25/04/2014. The process of consultation has been conducted satisfactorily. All stakeholders have had a fair opportunity to express their views.
<b>Education standards and diversity of provision</b>	The expansion of this school will contribute to raising standards of provision and will lead to improved attainment for children in this area. Expanding RJ Mitchell Primary School will offer families from the local community better opportunity of choice regarding school places. It will provide an opportunity to recruit a broader level of expertise and specialism within its staff which will in turn drive up standards and enhance the teaching & learning that would enable children to make excellent progress.
<b>Demand</b>	The LA's forecast indicates a shortfall of 1FE by September 2016/17 and a further 2FE in the next five years. Data from the admissions service supports the LA's assessment that as a popular school RJ Mitchell Primary School should be supported to expand to meet parental demand. The decision to permanently expand the school will provide an additional 30 reception places in this planning area each year from September 2015 onwards to help ensure that there are sufficient places in the area.
<b>School size</b>	This expansion is not expected to have any negative effect on other schools in the area. The permanent expansion of RJ Mitchell to two forms of entry would enable the authority to create additional places for local children in a school with good leadership and clear vision for future development. It would also enable an increase in the additional resource provision to cater for children with special educational needs and/or disabilities
<b>Proposed admission arrangements</b>	The admission arrangements of the school are compliant with the School Admissions Code and are not due to change should the expansion be approved.
<b>National Curriculum</b>	RJ Mitchell Primary School as a maintained school delivers the National curriculum.
<b>Equal opportunity issues</b>	The school is co-educational therefore the gender of pupils is not considered to be a factor in determining the proposals. National legislation determines that schools cannot discriminate on race in relation to admissions policies. School refurbishments and building expansions are undertaken with full accessibility compliance. Therefore there are no sex, race or disability discrimination issues that arise from the changes

## APPENDIX 1- SCHOOL ORGANISATION GUIDANCE FOR DECISION-MAKERS

	being proposed
<b>Community cohesion</b>	<p>Views and comments received from stakeholders and individuals in the community were fully considered and addressed during the consultation period. Just over half of the respondents gave their support for the expansion as it will create additional places to cater for local demand by families in the area.</p> <p>Access to extended services or provision being offered by the school to pupils or the local community will not be affected by this expansion proposal. If the proposed expansion at this school is approved then more school places will be available in the area, which means that the school will be better able to meet the needs of its growing community.</p>
<b>Travel and accessibility</b>	<p>This proposal will not extend journey times, increase transport costs, or result in too many children being prevented from travelling sustainably due to unsuitable walking or cycling routes as the expansion will be carried out on the school's existing site.</p> <p>In addition, the expansion is being proposed as there is a projected increase in demand for additional school places from within local area where the school is located. All school users will be encouraged to access the school via sustainable modes of transport.</p> <p>The expansion will be undertaken with full accessibility compliance.</p>
<b>Capital</b>	<p>The local authority has allocated a budget for this expansion project as agreed in the capital programme report by the Council's Cabinet on 13 February 2014.</p>
<b>School premises and playing fields</b>	<p>The expansion will ensure that outdoor play space adheres to standards for school premises as set out in the current area guidelines from the DfE.</p>

Applicable legislation: School Organisation for Maintained Schools (England) Regulations 2013(Annex B-Guidance for Decision- Makers)

**APPENDIX 1- SCHOOL ORGANISATION GUIDANCE FOR DECISION-MAKERS**

**The Decision**

The proposal to permanently expand RJ Mitchell Primary School from 1FE to 2FE from 1 September 2015 is hereby

**Approved without modification**     **Approved with modification**     **Rejected**   

Reason for decision  
The Council has a statutory duty to ensure that there are sufficient school places available for all children resident in Havering who require one. School roll projections show a long term increase in primary pupil numbers. Therefore if expansion plans are not progressed then the probability is that there will be school age children within the area without the ability to secure a place in a local school.

**The proposal in respect of RJ Mitchell Primary School is subject to the grant of planning permission by December 2014**

**Details of decision maker/s**

Signed:  .....  
Name: Paul Kociford .....  
Title: .....  
Date: .....

Signed:  .....  
Name: Roger Ramsey .....  
Title: .....  
Date: .....

## APPENDIX 1 - SCHOOL ORGANISATION GUIDANCE FOR DECISION-MAKERS

### Factors that were considered in the decision taken to expand Scotts Primary School from 1FE to 2FE

<b>Relevant Factor Considered</b>	<b>Outcome</b>
<b>Consideration of consultation and representation period</b>	An initial consultation was carried out from 3/02/2014 to 3/03/2014. The responses received during this initial consultation period were considered before a decision was made to publish a statutory notice regarding the proposal for this school. No objections were received during the representation period which lasted from 28/03/2014 to 25/04/2014. The process of consultation has been conducted satisfactorily. All stakeholders have had a fair opportunity to express their views.
<b>Education standards and diversity of provision</b>	The expansion of this school will contribute to raising standards of provision and will lead to improved attainment for children in this area. By expanding Scotts this will offer families from the local community better opportunity of choice regarding school places. It will provide an opportunity to recruit a broader level of expertise and specialism within its staff which will in turn drive up standards and enhance the teaching & learning that would enable children to make excellent progress.
<b>Demand</b>	The LA's forecast indicates a shortfall of 1FE by September 2016/17 and a further 2FE in the next five years. Data from the admissions service supports the LA's assessment that as a popular school Scotts Primary School should be supported to expand to meet parental demand. The decision to permanently expand the school will provide an additional 30 reception places in this planning area each year from September 2015 onwards to help ensure that there are sufficient places in the area.
<b>School size</b>	This expansion is not expected to have any negative effect on other schools in the area. The permanent expansion of Scotts to two forms of entry would enable the local authority to create additional places for local children to benefit from a successful school where teaching and learning is outstanding.
<b>Proposed admission arrangements</b>	The admission arrangements of the school are compliant with the School Admissions Code and are not due to change should the expansion be approved.
<b>National Curriculum</b>	Scotts Primary School as a maintained school delivers the National curriculum.
<b>Equal opportunity issues</b>	The school is co-educational therefore the gender of pupils is not considered to be a factor in determining the proposals. National legislation determines that schools cannot discriminate on race in relation to admissions policies. School refurbishments and building expansions are undertaken with full accessibility compliance. Therefore there are no sex, race or disability discrimination issues that arise from the changes being proposed
<b>Community cohesion</b>	Views and comments received from stakeholders and individuals in the community were fully

## APPENDIX 1- SCHOOL ORGANISATION GUIDANCE FOR DECISION-MAKERS

	<p>considered and addressed during the consultation period. 73% of the respondents gave their support for the expansion as it will create additional places to cater for local demand by families in the area.</p> <p>Access to extended services or provision being offered by the school to pupils or the local community will not be affected by this expansion proposal.</p> <p>If the proposed expansion at this school is approved then more school places will be available in the area, which means that the school will be better able to meet the needs of its growing community.</p>
<b>Travel and accessibility</b>	<p>This proposal will not extend journey times, increase transport costs, or result in too many children being prevented from travelling sustainably due to unsuitable walking or cycling routes as the expansion will be carried out on the school's existing site.</p> <p>In addition, the expansion is being proposed as there is a projected increase in demand for additional school places from within local area where the school is located. All school users will be encouraged to access the school via sustainable modes of transport.</p> <p>The expansion will be undertaken with full accessibility compliance.</p>
<b>Capital</b>	<p>The local authority has allocated a budget for this expansion project as agreed in the capital programme report by the Council's Cabinet on 13 February 2014.</p>
<b>School premises and playing fields</b>	<p>The expansion will ensure that outdoor play space adheres to standards for school premises as set out in the current area guidelines from the DfE.</p>

Applicable legislation: School Organisation for Maintained Schools (England) Regulations 2013(Annex B-Guidance for Decision- Makers)

**APPENDIX 1- SCHOOL ORGANISATION GUIDANCE FOR DECISION-MAKERS**

**The Decision**

The proposal to permanently expand Scotts Primary School from 1FE to 2FE from 1 September 2015 is hereby

Approved without modification

Approved with modification


Rejected

**Reason for decision**

The Council has a statutory duty to ensure that there are sufficient school places available for all children resident in Havering who require one. School roll projections show a long term increase in primary pupil numbers. Therefore if expansion plans are not progressed then the probability is that there will be school age children within the area without the ability to secure a place in a local school.

**The proposal in respect of Scotts Primary School is subject to the grant of planning permission by December 2014**


**Details of decision maker/s**

Signed:  .....

Name: Paul Ruffalo .....

Title: .....

Date: .....

Signed:  .....

Name: Local Ramsey .....

Title: .....

Date: .....

## APPENDIX 1- SCHOOL ORGANISATION GUIDANCE FOR DECISION-MAKERS

### Factors that were considered in the decision taken to expand Hacton Primary School from 2 FE to 3FE

<b>Relevant Factor Considered</b>	<b>Outcome</b>
<p><b>Consideration of consultation and representation period</b></p>	<p>An initial consultation was carried out from 3/02/2014 to 3/03/2014. The responses received during this initial consultation period were considered before a decision was made to publish a statutory notice regarding the proposal for this school. 1 objection was received during the representation period which lasted from 28/03/2014 to 25/04/2014. The process of consultation has been conducted satisfactorily. All stakeholders have had a fair opportunity to express their views.</p> <p>Key issues raised during the representation, with the Local Authority response below:</p> <ul style="list-style-type: none"> <li>• Expansion would lead to an increase in traffic in the already busy surrounding area. <ul style="list-style-type: none"> <li>○ The impact of increased traffic is taken very seriously during planning processes and a joint effort is made by all involved to explore ways of mitigating the issues.</li> </ul> </li> <li>• Query why previously schools were closed if we now need more school places. <ul style="list-style-type: none"> <li>○ Schools were closed previously at a time of falling school rolls.</li> </ul> </li> <li>• Concern that if free schools open up in the area additional capacity put in place now will be half empty. <ul style="list-style-type: none"> <li>○ Where a LA thinks there is a need for a new school in its area it must seek proposals to establish an academy/free school. However the LA is still responsible for providing the site for the new school and meeting all associated capital and pre-/post-opening costs. In addition, the Council has a statutory duty to ensure that there are sufficient school places available for all children resident in Havering who require one.</li> </ul> </li> </ul>
<p><b>Education standards and diversity of provision</b></p>	<p>The expansion of this school will contribute to raising standards of provision and will lead to improved attainment for children in this area. By expanding Hacton this will offer families from the local community better opportunity of choice regarding school places. It will provide an opportunity to recruit a broader level of expertise and specialism within its staff which will in turn drive up standards and enhance the teaching &amp; learning that would enable children to make excellent progress.</p>
<p><b>Demand</b></p>	<p>The LA's forecast indicates a shortfall of 2FE by September 2015/16 and a further 2FE in the next five years in the Upminster school planning area. The decision to permanently expand the school which will provide an additional 28 reception places in the area each year from September 2016 onwards, would help ensure that there are</p>



## APPENDIX 1- SCHOOL ORGANISATION GUIDANCE FOR DECISION-MAKERS

	<p>sufficient places and will reduce the pressure experienced by other schools in this planning area. Data from the admissions service supports the LA's assessment that as a popular school Hacton Primary School should be supported to expand to meet parental demand</p> <p>The permanent expansion of Hacton to three forms of entry would enable the local authority to create additional places for local children to benefit from a successful school where teaching and learning is good</p>
<b>School size</b>	<p>The admission arrangements of the school are compliant with the School Admissions Code and are not due to change should the expansion be approved.</p>
<b>Proposed admission arrangements</b>	<p>Hacton Primary School, as a maintained school delivers the National curriculum.</p>
<b>National Curriculum</b>	<p>The school is co-educational therefore the gender of pupils is not considered to be a factor in determining the proposals.</p>
<b>Equal opportunity issues</b>	<p>National legislation determines that schools cannot discriminate on race in relation to admissions policies. School refurbishments and building expansions are undertaken with full accessibility compliance.</p> <p>Therefore there are no sex, race or disability discrimination issues anticipated from the changes being proposed</p>
<b>Community cohesion</b>	<p>Views and comments received from stakeholders and individuals in the community were fully considered and addressed during the consultation period. The Governing Body fully support the proposal to expand Hacton Primary School under the Government PSBP programme.</p> <p>Access to extended services or provision being offered by the school to pupils or the local community will not be affected by this expansion proposal.</p> <p>If the proposed expansion at this school is approved then more school places will be available in the area, which means that the school will be better able to meet the needs of its growing community.</p>
<b>Travel and accessibility</b>	<p>This proposal will not extend journey times, increase transport costs, or result in too many children being prevented from travelling sustainably due to unsuitable walking or cycling routes as the expansion will be carried out on the school's existing site.</p> <p>In addition, the expansion is being proposed as there is a projected increase in demand for additional school places from within local area where the school is located. All school users will be encouraged to access the school via sustainable modes of transport.</p> <p>The expansion will be undertaken with full accessibility compliance.</p>
<b>Capital</b>	<p>The full capital cost of rebuilding this school as a three form entry school will be funded through the Government's Priority Schools Building Programme.</p>
<b>School premises and playing fields</b>	<p>The expansion will ensure that outdoor play space adheres to standards for school premises as set out in the current area guidelines from the DfE.</p>

Applicable legislation: School Organisation for Maintained Schools (England) Regulations 2013-(Annex B-Guidance for Decision- Makers)

**APPENDIX 1- SCHOOL ORGANISATION GUIDANCE FOR DECISION-MAKERS**

**The Decision**

The proposal to permanently expand Hacton Primary School from 2FE to 3FE from 1 September 2016 is hereby

Approved without modification  Approved with modification  Rejected


**Reason for decision**

The Council has a statutory duty to ensure that there are sufficient school places available for all children resident in Havering who require one. School roll projections show a long term increase in primary pupil numbers. Therefore if expansion plans are not progressed then the probability is that there will be school age children within the area without the ability to secure a place in a local school.

**The proposal in respect of Hacton Primary School is subject to the grant of planning permission by September 2015**

**Details of decision maker/s**

Signed:  .....  
Name: Paul Routledge .....  
Title: .....  
Date: .....

Signed:  .....  
Name: Roger Ramsell .....  
Title: .....  
Date: .....

## APPENDIX 1- SCHOOL ORGANISATION GUIDANCE FOR DECISION-MAKERS

Factors that were considered in the decision taken to expand The Mawney School from 2 FE to 3FE	Outcome
<p><b>Relevant Factor Considered</b></p> <p><b>Consideration of consultation and representation period</b></p>	<p>An initial consultation was carried out from 3/02/2014 to 3/03/2014. The responses received during this initial consultation period were considered before a decision was made to publish a statutory notice regarding the proposal for this school. No objections were received during the representation period which lasted from 28/03/2014 to 25/04/2014. The process of consultation has been conducted satisfactorily. All stakeholders have had a fair opportunity to express their views.</p>
<p><b>Education standards and diversity of provision</b></p>	<p>The expansion of this school will contribute to raising standards of provision and will lead to improved attainment for children in this area. By expanding Mawney this will offer families from the local community better opportunity of choice regarding school places. It will provide an opportunity to recruit a broader level of expertise and specialism within its staff which will in turn drive up standards and enhance the teaching &amp; learning that would enable children to make excellent progress.</p>
<p><b>Demand</b></p>	<p>The LA's forecast indicates a shortfall of 3FE by September 2015/16 and a further 3FE in the next five years in the Romford school planning area.</p> <p>The decision to permanently expand the school which will provide an additional 30 reception places in the area each year from September 2016 onwards, would help ensure that there are sufficient places and will reduce the pressure experienced by other schools in this planning area. Data from the admissions service supports the LA's assessment that as a popular school The Mawney School should be supported to expand to meet parental demand</p>
<p><b>School size</b></p>	<p>The permanent expansion of Mawney to three forms of entry would enable the local authority to create additional places for local children to benefit from a successful school where teaching and learning is good</p>
<p><b>Proposed admission arrangements</b></p>	<p>The admission arrangements of the school are compliant with the School Admissions Code and are not due to change should the expansion be approved.</p>
<p><b>National Curriculum</b></p>	<p>The Mawney School, as a foundation school delivers the National curriculum.</p>
<p><b>Equal opportunity issues</b></p>	<p>The school is co-educational therefore the gender of pupils is not considered to be a factor in determining the proposals.</p> <p>National legislation determines that schools cannot discriminate on race in relation to admissions policies. School refurbishments and building expansions are undertaken with full accessibility compliance.</p> <p>Therefore there are no sex, race or disability discrimination issues anticipated from the changes being proposed</p>
<p><b>Community cohesion</b></p>	<p>Views and comments received from stakeholders and individuals in the community were fully considered and addressed during the consultation period. 57% of the total responses received.</p>

## APPENDIX 1- SCHOOL ORGANISATION GUIDANCE FOR DECISION-MAKERS

	<p>gave their support for the expansion as it will create additional places to cater for local demand by families in the area.</p> <p>Access to extended services or provision being offered by the school to pupils or the local community will not be affected by this expansion proposal.</p> <p>If the proposed expansion at this school is approved then more school places will be available in the area, which means that the school will be better able to meet the needs of its growing community.</p>
<b>Travel and accessibility</b>	<p>This proposal will not extend journey times, increase transport costs, or result in too many children being prevented from travelling sustainably due to unsuitable walking or cycling routes as the expansion will be carried out on the school's existing site.</p> <p>In addition, the expansion is being proposed as there is a projected increase in demand for additional school places from within local area where the school is located. All school users will be encouraged to access the school via sustainable modes of transport.</p> <p>The expansion will be undertaken with full accessibility compliance.</p>
<b>Capital</b>	<p>The full capital cost of rebuilding this school will be funded through the Government's Priority Schools Building programme whilst the cost for the expansion to create an additional form of entry will be met by the local authority.</p>
<b>School premises and playing fields</b>	<p>The expansion will ensure that outdoor play space adheres to standards for school premises as set out in the current area guidelines from the DfE.</p>

Applicable legislation: School Organisation for Maintained Schools (England) Regulations 2013-(Annex B-Guidance for Decision- Makers)

**APPENDIX 1- SCHOOL ORGANISATION GUIDANCE FOR DECISION-MAKERS**

**The Decision**

The proposal to permanently expand The Mawney School from 2FE to 3FE from 1 September 2016 is hereby

Approved without modification  Approved with modification  Rejected


**Reason for decision**

The Council has a statutory duty to ensure that there are sufficient school places available for all children resident in Havering who require one. School roll projections show a long term increase in primary pupil numbers. Therefore if expansion plans are not progressed then the probability is that there will be school age children within the area without the ability to secure a place in a local school.

**The proposal in respect of The Mawney School is subject to the grant of planning permission by September 2015**

**Details of decision maker/s**

Signed:  .....  
Name: Mrs. K. F. Smith .....  
Title: .....  
Date: .....

Signed:  .....  
Name: Rachel Ramsay .....  
Title: .....  
Date: .....

## APPENDIX 1- SCHOOL ORGANISATION GUIDANCE FOR DECISION-MAKERS

### Factors that were considered in the decision taken to expand Suttons Primary School from 1 FE to 2FE

Relevant Factor Considered	Outcome
<p><b>Consideration of consultation and representation period</b></p>	<p>An initial consultation was carried out from 3/02/2014 to 3/03/2014. The responses received during this initial consultation period were considered before a decision was made to publish a statutory notice regarding the proposal for this school. No objections were received during the representation period which lasted from 28/03/2014 to 25/04/2014. The process of consultation has been conducted satisfactorily. All stakeholders have had a fair opportunity to express their views.</p>
<p><b>Education standards and diversity of provision</b></p>	<p>The expansion of this school will contribute to raising standards of provision and will lead to improved attainment for children in this area. By expanding Suttons this will offer families from the local community better opportunity of choice regarding school places. It will provide an opportunity to recruit a broader level of expertise and specialism within its staff which will in turn drive up standards and enhance the teaching &amp; learning that would enable children to make excellent progress.</p>
<p><b>Demand</b></p>	<p>The LA's forecast indicates a shortfall of 1FE by September 2015/16 and a further 2FE in the next five years in the South Hornchurch &amp; Elm park school planning area. The decision to permanently expand the school which will provide an additional 30 reception places in the area each year from September 2016 onwards, would help ensure that there are sufficient places and will reduce the pressure experienced by other schools in this planning area. Data from the admissions service supports the LA's assessment Suttons primary should be supported to expand to meet parental demand</p>
<p><b>School size</b></p>	<p>The permanent expansion of Suttons to two forms of entry would enable the local authority to create additional places for local children to benefit from a school where teaching and learning is good</p>
<p><b>Proposed admission arrangements</b></p>	<p>The admission arrangements of the school are compliant with the School Admissions Code and are not due to change should the expansion be approved.</p>
<p><b>National Curriculum</b></p>	<p>The Suttons Primary School, as a maintained school delivers the National curriculum.</p>
<p><b>Equal opportunity issues</b></p>	<p>The school is co-educational therefore the gender of pupils is not considered to be a factor in determining the proposals. National legislation determines that schools cannot discriminate on race in relation to admissions policies. School refurbishments and building expansions are undertaken with full accessibility compliance. Therefore there are no sex, race or disability discrimination issues anticipated from the changes being proposed</p>
<p><b>Community cohesion</b></p>	<p>Views and comments received from stakeholders and individuals in the community were fully considered and addressed during the consultation period. 73% of the total responses received,</p>

## APPENDIX 1- SCHOOL ORGANISATION GUIDANCE FOR DECISION-MAKERS

	<p>gave their support for the expansion as it will create additional places to cater for local demand by families in the area.</p> <p>Access to extended services or provision being offered by the school to pupils or the local community will not be affected by this expansion proposal.</p> <p>If the proposed expansion at this school is approved then more school places will be available in the area, which means that the school will be better able to meet the needs of its growing community.</p>
<b>Travel and accessibility</b>	<p>This proposal will not extend journey times, increase transport costs, or result in too many children being prevented from travelling sustainably due to unsuitable walking or cycling routes as the expansion will be carried out on the school's existing site.</p> <p>In addition, the expansion is being proposed as there is a projected increase in demand for additional school places from within local area where the school is located. All school users will be encouraged to access the school via sustainable modes of transport.</p> <p>The expansion will be undertaken with full accessibility compliance.</p>
<b>Capital</b>	<p>The full capital cost of rebuilding this school as a two form entry school will be funded through the Government's Priority Schools Building Programme.</p>
<b>School premises and playing fields</b>	<p>The expansion will ensure that outdoor play space adheres to standards for school premises as set out in the current area guidelines from the DfE.</p>

Applicable legislation: School Organisation for Maintained Schools (England) Regulations 2013-(Annex B-Guidance for Decision- Makers)

**APPENDIX 1- SCHOOL ORGANISATION GUIDANCE FOR DECISION-MAKERS**

**The Decision**

The proposal to permanently expand Suttons Primary School from 1FE to 2FE from 1 September 2016 is hereby

Approved without modification  Approved with modification  Rejected


Reason for decision

The Council has a statutory duty to ensure that there are sufficient school places available for all children resident in Havering who require one. School roll projections show a long term increase in primary pupil numbers. Therefore if expansion plans are not progressed then the probability is that there will be school age children within the area without the ability to secure a place in a local school.

**The proposal in respect of Suttons Primary School is subject to the grant of planning permission by September 2015**

**Details of decision maker/s**

Signed:  .....  
Name: Paul Kitchin .....  
Title: .....  
Date: .....

Signed:  .....  
Name: Roger Ramsay .....  
Title: .....  
Date: .....



14/60 (to be made)  
Appendix 2

School	Medium of Response			Total number of Responses received
	'Hard copy' correspondence	Email	Petition	
Benhurst Primary School	0	0		0
Broadford Primary School	0	0		0
Newtons Primary School	0	0		0
Parsonage Farm Primary School	6	58	2	66
Scotts Primary School	0	0		0
The RJ Mitchell Primary School	0	0		0
Hacton Primary School	0	1		1
Suttons Primary School	0	0		0
The Mawney School	0	0		0
<b>Total Overall</b>	<b>6</b>	<b>59</b>	<b>2</b>	<b>67</b>

This page is intentionally left blank

14/60 (to be made)  
Appendix 2A

Proposer's responses to objection received on the proposal to expand Hacton Primary to 3FE		Proposer's Response
Objections / Comments from Respondents	Author	
<p><b>Respondent 1</b></p> <p>I reside at 276 Goodwood Avenue which is opposite the side entrance gates to Hacton Primary School. Currently it is a problem with traffic in the road at school opening and closing times. The proposed increase (over 50%) in school numbers will exacerbate this situation. Also we will have works traffic to contend with in the 2 years rebuild.</p> <p>Three years ago you were closing primary schools in the Hornchurch area on the assumption that the birth rate was falling. Now you are saying the birth rate is rising so you need extra capacity. The earlier decision was therefore completely short sighted.</p> <p>Central Government policy is to allow the opening of free schools outside local authority control anywhere in the country. If a number of these schools opened in the Hornchurch/Upminster area within the next 5 years, then the extra capacity will not be needed and you could end up with half empty schools. Yet another short-sighted decision?</p> <p>I trust you will take the above comments into consideration</p>	<p>Local Resident</p>	<p>The Local Authority has a statutory responsibility to provide sufficient school places for its area. In line with national trends Havering experienced a period of falling demand for primary school places, during which, this Borough, like many other authorities, reduced provision. The forecasts at that time were based on the numbers of 0-5 year olds living in the local area, and predicted continuing falling numbers. The national and local situation has now changed with a rapid increase in numbers in some areas within Havering. Demand in a number of areas has risen sharply but this was not predicted previously.</p> <p>Hacton Primary is one of the three schools in the borough proposed for a rebuild under the Priority Schools Building Programme (PSBP).</p> <p>The local authority is utilising this programme's opportunity to create additional places in the school to assist in meeting the demand in the Upminster Planning area. The proposed permanent expansion would enable the local authority create additional school places needed in the area in 2016/17. It will also provide an opportunity for further improvement that will enable the school maintain its strength in raising pupils' attainment.</p> <p>The Education Act 2011 changed the arrangements for establishing new schools and introduced section 6A (the academy/free school presumption) to the Education and Inspections Act 2006. Where a LA thinks there is a need for a new school in its area it must seek proposals to establish an academy/free school. However the LA is still responsible for providing the site for the new school and meeting all associated capital and pre-/post-opening costs.</p>



Proposer's responses to objection received on the proposal to expand Parsonage Farm Primary to 4FE	Proposer's Response
<p><b>Objections /Comments from Respondents</b></p> <p><b>Respondent 1</b></p> <p>Firstly the school already is having extensive building works to accommodate the expansion from 2 years ago. There are already diggers and tractors in the school working all day right next to class rooms where our children are supposed to be concentrating and working. It must be very off putting and detrimental to their learning.</p> <p>Secondly if you visit the school, which is located in a small residential road you will see the parking is at an absolute capacity. I simply cannot see how anymore cars could get into the road and surrounding areas. You can drive round for 10-15 minutes in the morning trying to find a suitable space to park; many don't bother and park illegally and dangerously. This I believe will only increase with expansion. It will only be a matter of time before a child is seriously hurt.</p> <p>Thirdly I also do not believe the need for extra spaces in this part of Rainham, according to Havering admissions since they expanded 2 years the spaces offered were not even filled at initial allocations. There have been no new builds in the immediate area surrounding the school. Any new builds they are in Rainham are located closer to other schools in the area that have not been asked to expand.</p> <p>My son is in year 2 currently and when he started there was an intake of just 60 children per year, if this planned expansion takes place then by the time he goes into year 4 the school will have doubled in size. I do not feel this will be beneficial for the children. The school hall will not accommodate this many children for lunch, the playground is too small and being made smaller but building works going on now, and more building will only have to be done to accommodate all these extra children.</p>	<p>Author Parent &amp; Local Resident</p>
<p>Parsonage Farm was a 3FE school but as the numbers were quite low in previous years the school rolls declined and the school had fewer pupils on roll. The school had three mobile classrooms on site and these were taken off as they were no longer needed. The pupil numbers in the area started to increase in September 2012 and the school started taking 90 pupils since. The cohort size will increase on a yearly basis and the school is having permanent classrooms being built to replace the mobile class. If the expansion to 4 FE is agreed then the school will take 120 in Reception in Sept 2015 and again the cohort size will increase on a yearly basis rather than becoming a 840 place school on the 1 Sept 2015.</p> <p>The impact of increased traffic is something which is taken very seriously during planning processes and a joint effort is made by all involved to explore ways of mitigating the issues. Guarantees cannot be made to improve upon existing situations, but consultation will be undertaken with the Highways Team and an external adviser in order to develop measures which will help to mitigate some of the additional impact.</p> <p>As well as specialist advice at the planning stages, the schools receive support to develop their school travel plans. This involves encouraging pupils and parents to use alternative methods of transport to school. The responsibility of families transporting their children to school cannot be ignored and work needs to concentrate on behavioural change which may take a longer time to implement. Such measures can include encouraging the use of park and stride schemes, opening new pedestrian access ways around the school sites and incentive schemes for pupils.</p> <p>We regularly monitor relevant information such as:</p> <ul style="list-style-type: none"> <li>• birth rates</li> <li>• pupil numbers in schools</li> <li>• the transfer rate from birth to reception year</li> <li>• pupil movement in and out of school areas</li> <li>• pupil movement in and out of the Borough</li> <li>• planning developments, such as for new houses</li> </ul>	

APPENDIX 2a: Representation Comments from Respondents and Proposer Responses

<p><b>Respondent 2</b></p> <p>I would like a copy of the plans for development of Parsonage Farm School. I live directly next door to the school at 15 Farm Road and have not been notified directly of further sight development I am surprised as a neighbour I have not received anything directly. As I have no children I would have no way of knowing about the notice on the gates, but fortunately I have been notified by parents of children that attend the school.</p> <p>I will make an assumption a lot of the local residents in Farm Road are also not aware of the wider development plans for the school as they also do not have children attending this school does seem as though approaching it under the radar. My immediate concern is the negative impacts for local residents within the vicinity.</p> <p>Initial observation the capacity numbers for the school doesn't add up currently... Maximum capacity of 486, but currently has 467 in the school in July 60 children will leave (current year 6). In September 90 children will join taking the intake to 497 which will mean until the news plans are approved the school will be operating over capacity.</p> <p>Farm road and the surrounding streets are chaotic for parking already, this isn't just parents the teachers don't have parking facilities at the school so block up the surrounding streets. Then the drop off and pick up times at the school already prove to extremely dangerous without increasing the numbers. Where are all the extra people coming from? Rainham isn't expanding at the pace to accommodate a total capacity of 840?</p> <p>When I expanded my property the upstairs development plans</p>	<p>Local Resident</p>	<p>We use this information to calculate future pupil numbers and therefore the number of school places that will be needed. If there are changes to the information, we adjust our projections accordingly. In practice our projections over a five-year period are accurate to within a few percent so we can be confident about future need. The further into the future we try to project however, the less certain we can be.</p> <p>We are at the stage of publication of statutory notices and full proposals on a number of primary schools in Havering. No decision has yet been taken on whether or not we will proceed with and implement any of the expansion(s). Once a decision has been taken by the Council to proceed with the proposed expansions, the Council will begin a long and interactive dialogue with the schools and other stakeholders to decide how the expansion(s) can best be delivered to meet the needs of the children, and to deliver the curriculum in the most effective way for each individual school. There will also be further consultation as part of the planning permission application process. There will be further opportunity to comment at this later stage, as well as during the consideration of any planning application as part of the works required to expand the school(s).</p> <p>All the building works required for the school to be a 3FE school will be completed and by 1 September 2014 the school will have capacity for 630 places. The school will take 120 in Reception from September 2015 onwards.</p> <p>Parking and traffic issues will be considered in full so that appropriate improvements or changes could be made. Through the planning process, the Highways team will be consulted and any recommendations or conditions will be fully considered.</p> <p>The impact of increased traffic is something which is taken very seriously during planning processes and a joint effort is made by all involved to explore ways of mitigating the issues. Guarantees cannot be made to improve upon existing situations, but consultation will be undertaken with the Highways Team and an external adviser in order to develop measures which will help to mitigate some of the additional impact.</p> <p>As part of the expansion works a car park is being built for staff and therefore staff at the school would no longer need to park on the streets.</p>
--	-----------------------	---

APPENDIX 2a: Representation Comments from Respondents and Proposer Responses

<p>were blocked, one of the reasons cited were due to overlooking the school. By growing the school on this scale that impact reverses</p>	<p><b>Respondent 3</b>  I currently have three children in attendance at this school (1 year six, 1 year 3, and a child in reception). I have first hand experienced the impact that the recent expansion (from 2 - 3 forms) has had on the school.  They are currently without use of a library whilst works are on going, for some children this is their only access to a library, and I feel taking this basic school facility away is detrimental to encouraging children to read and use libraries in their future. The dinner hall is crowded, assemblies are uncomfortable, as they complain that there is not enough room, and they are becoming lost within the numbers. My child in reception is having her education disrupted on a daily basis by noisy and distracting machinery working meters from her classroom during school hours, and effectively they are playing next to a building site at break times, which surely isn't good for their health, due to amount of dust that is being created.  I have recently been informed from the school that lunch times will be staggered due to overcrowding and children being rushed in an out to finish their lunch. This means older children will have to go nearly five hours without having a adequate meal, I'm sure it is a proven fact that if a child is hungry it is harder for them to concentrate on their education.. The already increased numbers have made a significant and worrying increase in traffic and uncontrolled parking. I whiteness on a daily basis parents struggling to get their children to school as roads become gridlocked and parking is not available. It is becoming increasingly dangerous for those children (like my own) who walk to school, As cars' mounting the pavement to pass oncoming cars is becoming a daily occurrence. There are no facilities to assist the children cross the road near the school. With the corners of Briscoe / Farm</p>	<p>A Parent &amp; Local resident</p> <p>Parsonage Farm was a 3FE school but as the numbers were quite low in previous years the school rolls declined and the school had fewer pupils on roll. The school had three mobile classrooms on site and these were taken off as they were no longer needed. These are now being replaced by permanent build. All the building works required for the school to be a 3FE school again will be completed and by 1 September 2014 the school will have capacity for 630 places. If the expansion to 4 FE is agreed then the school will take 120 in Reception in Sept 2015 and again the cohort size will increase on a yearly basis rather than becoming a 840 place school on the 1 Sept 2015.</p> <p>Parsonage Farm is a good school and has the capacity to manage an increase in pupil numbers. The most important aspect of any school is the quality of teaching and there are already high quality teachers in the schools.</p> <p>A larger school will give more possibilities to retain high quality teaching staff and provide a more diverse curriculum through the use of additional resources and funding. A larger school can also provide more flexibility for personalised learning.</p> <p>School leaders believe it is very important to retain their individual ethos for the school and will ensure this is a priority.</p> <p>The impact of increased traffic is taken very seriously during planning processes and a joint effort is made by all involved to explore ways of mitigating the issues. Guarantees cannot be made to improve upon existing situations, but consultation is undertaken with Highways advisers in order to develop measures which will help to mitigate some of the additional impact.</p> <p>As well as specialist advice at the planning stages, the schools receive support to develop their school travel plans. This involves encouraging pupils and parents to use alternative methods of transport to school. The responsibility of families transporting their children to school cannot be ignored and work needs to concentrate on behavioural change which may take a longer time to implement. Such measures can include encouraging the use of park and stride schemes, opening new pedestrian access ways around the school sites and</p>
--	---	---

APPENDIX 2a: Representation Comments from Respondents and Proposer Responses

<p>Road and Allen / Farm Road being a challenge for most adults to safely cross.</p> <p>The above are problems that have already arises from changing the school from a 60 pupil - 90 pupil intake since September 2012. Another aspect I do not understand is Parsonage Farm School currently to my understanding has a capacity of 486 pupils. They currently have 467 in attendance. If my maths are correct in September 2014 Parsonage Farm Primary School will be operating OVER capacity by 11 children. 12 months before the proposed increase is to take effect.</p> <p>My main concern that expanding the school in the way proposed. My children currently attending the school will have their education disrupted at crucial periods. In the process of works more school facilities will be lost (short term) providing 8 new classrooms will not solve the issues of facilitating the proposed increase during lunch time or assembly times.</p> <p>Ultimately my major concern is the local Roads infrastructure will not be able to safely cope with the increased traffic that will come with increased numbers. The roads cannot cope and are not built to hold the amount of traffic that is currently using them. Emergency services would be slowed down as they would be unable manoeuvre through the roads at busy periods. Residents are unable to access their own properties with their vehicles. There is inadequate public transport to support the numbers that will need to use them.</p> <p>On another note I also have concerns about the social development of children attending a school of this size. The transition between nursery - reception is already a big change in their life. Putting 4/5 year old children into a school of this size may be overwhelming and upsetting and take a longer period to adjust to school life.</p> <p>Also a big part of school is that children socialise and make life long friends at primary school age as this is all part of their development. Playing and visiting each others houses is an extension of this social development. As when they become older and are allowed the responsibility of venturing out on</p>		<p>incentive schemes for pupils.</p> <p>Careful planning with the full co-operation of all parties can avoid most disruption and many children are likely to see it as an adventure and something exciting to look forward to. The Council will work together with the school staff, governors and parents/carers to ensure that any possible disruption is kept to an absolute minimum.</p> <p>Whenever there is a change made to our schools, we make every effort to ensure that the quality of education and the welfare, safety and security of pupils is given the highest priority. We have an excellent track record for managing major building projects at primary schools and we aim to keep disruption to a minimum both for those teaching and learning as well as for anybody who lives close to the school.</p> <p>In many cases, building contractors will run awareness raising sessions for pupils which highlight health and safety issues around building sites and will undertake supervised tours for children to see the work taking place.</p> <p>There are many schools nationally which have much larger numbers of pupils than for the proposed new building, which operate well. Pupils perform well in good modern facilities with quality teaching and support staff led by a strong governing body. These qualities will ensure standards irrespective of the size of school.</p> <p>Quality of teaching is the most important aspect of any school and there are high quality teachers already in the school. To continue to employ quality teachers is very challenging in a small school with falling budgets. A larger school will give more possibilities to retain high quality teaching staff and provide a better, enriched curriculum offer.</p> <p>In a small school, individual teachers are held responsible for planning different curriculum areas, whereas in a larger school this responsibility can be shared and teachers can act as critical peers for the better development of quality learning approaches and materials. The wider and more varied experiences of a larger staff group can result in a stronger drive towards becoming an Outstanding school in the future.</p> <p>The larger school budget will offer flexibility and the opportunity to spend more on teaching and learning as the new building will be much more efficient.</p>
--	--	---



APPENDIX 2a: Representation Comments from Respondents and Proposer Responses

<p>their own to knock for friends, which encourages a healthy active lifestyle. With extending the school you are increasing the amount of children that will require transport to attend school, which will reduce the ability for children to engage in these key social development stages in their life</p> <p>Parsonage Farm Primary School is stated as a community school, The school is rapidly loosing its community spirit and will no longer serves as a community school if these expansion plans proceed</p>		
<p><u>Respondent 4</u></p> <p>I would like to raise my concerns with regards to the proposal of expanding Parsonage Farm Primary school; I live within the immediate catchment area of the school and have 2 children currently in attendance at the school. The school is well run and until recently had a real feel as heart of the local community, however I feel since the expansion from 2 to 3 Reception classes in the last 2 academic years the school has become overcrowded. The lower school playground is dangerously overpopulated and no longer fit for purpose on the current numbers, considering the health authorities are encouraging healthy active lifestyles which I would have thought is also something schools should encourage the expansion will be removing much needed outside space to allow this.</p> <p>Lower school field is now closed for the current building work, where are the children to play through the summer, and then beyond, the majority of children look forward to sports day, how will this happen? There are already limits between the school and parents being able to enjoy their children's school life, For example in recent years the children no longer do class assemblies for parents to watch, Upper school do not do sports day for parents to watch, no school fetes; this is all very disappointing and I can only feel this is going to get worse with further increasing the numbers.</p> <p>In addition to the above the surrounding roads are also extremely busy at the current numbers and I do not think the community surrounding the school is being taken into account;</p>	<p>Parent</p>	<p>Parsonage Farm Primary has the site capacity to be expanded to a 4FE school. If the expansion is agreed we will in fact increase the amount of play space available – a third playground will be built and we will be upgrading the existing outdoor play space as well in order to support the outdoor curriculum. The school's large site area would allow expansion to accommodate the extra children without compromising teaching or outdoor space.</p> <p>The impact of increased traffic is taken very seriously during planning processes and a joint effort is made by all involved to explore ways of mitigating the issues. Guarantees cannot be made to improve upon existing situations, but consultation is undertaken with Highways advisers in order to develop measures which will help to mitigate some of the additional impact.</p>

APPENDIX 2a: Representation Comments from Respondents and Proposer Responses

<p>bringing children in from outside the immediate area will create more traffic and pollution endangering the lives and safety of the pupils and local residents. Please listen and save this community school!</p> <p><b>Respondent 5</b></p> <p>I strongly oppose the proposed Class increase to Parsonage Farm Primary School.</p> <p>a parent of two children, within the school and a local resident I feel very strongly that an increase to a four class intake is only going to have a massive negative impact on the area and the school its self.</p> <p>When the school increased to three classes, 18 months ago, the traffic, at school time, at points becomes gridlocked, people do not care where they park, pulling up in front of the gates to drop children off, waving at them and driving away when others are trying to cross the roads. Blocking home owners drive ways so they can not get on or off their drives, double parking, parking on the newly painted double yellow lines on the corners of the roads. Bumping on the kerbs ( which you are not allowed to do in the area unless in a marked bay), even driving half up on the pavements to pass cars when children and their parents are walking to school.</p> <p>In September there will be an additional 30 children attending as the lower school 3 class intake reaches year 2, so the traffic and direct impact on the area is going to increase again. Now from the following year its is proposed to increase again, how on earth are the local roads going to cope within the area. The impact will continue for six years until the school reaches capacity.</p> <p>None of the local residents have been notified as apparently we do not have to be as planning was advertised in the Romford Recorder, We live in Rainham not Romford, also it is a paper you have to buy, bearing in mind a lot of people do not buy papers any more but use the internet, I am aware that the Romford Recorder in on the internet but would be very interested to know how may people actually access the planning section.</p>	<p>Parent &amp; Local resident</p>	<p>The Council has sought advice from Highways consultants in considering the implications of this proposal. In most instances, planning permission will be required for subsequent building work which would mean that there would be a separate consultation locally (for all residents) through the town planning system on the details of any proposed enlargement scheme. Any specific town planning matters associated with a school site would need to be addressed as part of the planning application, including highways and parking issues.</p> <p>Parsonage Farm was a 3FE school but did not operate as a 3FE school due to declining rolls in previous years. However there is a need for additional primary places in the area now and the school started operating again as a 3FE since September 2012. The impact of increased traffic if the expansion to 4 FE goes ahead will be considered during the planning process and a joint effort is made by all involved to explore ways of mitigating the issues. Guarantees cannot be made to improve upon existing situations, but consultation is undertaken with Highways advisers in order to develop measures which will help to mitigate some of the additional impact.</p> <p>Children's safety is our number one concern. We will require the contractors to work to schedules that will avoid major deliveries and site removals to occur at school opening and closing times. That actual site will of course be boarded and kept very separate from the children during the weeks of construction.</p> <p>During each stage of the process, a number of meetings will take place between the Schools, the Council and the contractors to make all the necessary arrangements to manage activity around the site and the school.</p>
--	------------------------------------	---

APPENDIX 2a: Representation Comments from Respondents and Proposer Responses

<p>Most of my neighbours are elderly and do not have access to the internet at their homes.</p> <p>The current works at the school to provide a car park for the teachers and additional class rooms for the additional third class, is impacting on the area as well, causing more problems with the school runs as lorries with deliveries are blocking the roads when parents are trying to get their children to school. In addition to this it is impacting on the children the children are being distracted by the work being carried out as they are curious to see what is happening rather than learning in class or playing at break time, also the noise by the works can be heard during their lesson which is another distraction.</p> <p>My children have asked why has all of the grass areas and the trees been cut down, and my reply: to build my classes and a car park, their reply you are not suppose to cut trees down, where are lower school going to play on the field now, its not there, it looks ugly now with no trees. They are right it does look bare and will end up having the built up look rather than the residential village feel to our area.</p> <p>One more thing if someone actually took time to listen to the residents of the area and the parents of the school this proposal is not wanted, I have spoken with many people about the proposal and not one has said anything positive about it.</p> <p><b><u>Respondent 6</u></b>  <b>Class Size</b> - My son is in year 1 and he was the first year where they has been 3 classes and having a child already go through the school i know how things work, but i can tell you when it comes to 3 classes it is a nightmare, Christmas plays become a serious health and safety issue, not sure how many people the school are insured for but previously we have say 60 parents in the room when it was just 2 classes previously which was not too comfortable now with 3 classes it is a nightmare as you have at least 90 parents if not more. Having another 2 classes added to this will be a definite Safety issue</p>	<p>A Parent</p>	<p>The school being expanded to 4 FE will meet the required national space Standards. How classes are organised (and therefore their size) is a matter for the Governing Body and Headteacher, but a larger school does not automatically mean larger classes. Government legislation on Key Stage 1 class sizes limits the number of infant children in a class to 30 pupils per teacher.</p>
---	-----------------	--

APPENDIX 2a: Representation Comments from Respondents and Proposer Responses

<p><i>Building work</i> - My son is having to put up with noise all day as it is just outside the window of his class, plus looking at what the men are doing is really not on. Another question is have all these building guys been properly checked? more expansion to the school will only make my sons life for the next 2 years absolute hell. He is having to breath the dust in at the moment so this will only get worse as well.</p> <p><i>Play areas</i> - Again this has been restricted for my son as they no longer have a school field to play on in lower school and with the building work they just want some release so they cant even do that anymore.</p> <p><i>Library</i> - We no longer have use of the school library, so with new building works how much longer will this go on for, its not fair.</p> <p><i>Access to school</i> - I have been fighting for over a year to get double yellow lines put down Farm road and either ends onto Briscoe and finally this has been done, but still people park on them let alone the yellow zigzags, we have cars speeding down Briscoe and i have asked the police to sort this out but still waiting. More classes will mean more cars and this means even more danger to the children.</p> <p><i>Community school</i> - Where is this going, some people already travel to our school from Dagenham and Aveley, more places will mean we are no longer are a local community school. Pupils are soon to be numbers. Mrs Beaton says hello to children and knows there name, having another 60 odd children this will no longer happen will it.</p> <p>It would seem that money has taken over children's needs and how they feel about school, having a bigger school will make the reception children frightened and there will no longer be closeness with pupils and teachers and parents. You hear all the time about making children learn to get a better education, well money has taken over that because i know that no matter how many objections you receive you will still go ahead with it. So may be we are frightening a losing cause, but a fight is what you will be getting from local residents and parents. We</p>		<p>The Local Authority is experienced in managing the delivery of projects on schools sites, working closely with the schools to minimise disruption for the children and staff, planning the stages of delivery carefully, and using school holidays where possible to carry out works that may otherwise cause disruption.</p> <p>Parsonage Farm Primary has the site capacity to be expanded to a 4FE school. If the expansion is agreed we will in fact increase the amount of play space available – a third playground will be built and we will be upgrading the existing outdoor play space as well in order to support the outdoor curriculum.</p> <p>The impact of increased traffic is taken very seriously during planning processes and a joint effort is made by all involved to explore ways of mitigating the issues. Guarantees cannot be made to improve upon existing situations, but consultation is undertaken with Highways advisers in order to develop measures which will help to mitigate some of the additional impact.</p> <p>The extra school places are created for local children as we have planned to ensure that any extra places created are close to the area where there is identified additional need. Our aim is to ensure that there are enough places to allow children to attend a local school if they chose to do so. We are required to follow school admissions rules as set out in The Admissions Code 2010 in allocating places within any school.</p>
---	--	--

APPENDIX 2a: Representation Comments from Respondents and Proposer Responses

<p>DONT want this expansion. We care about our children's future obviously you don't!!!</p> <p><b>Respondent 7</b></p> <p>As a parent of a pupil already attending Parsonage Farm and a local resident, I am writing to you to raise my concerns and objection regarding the expansion plans for Parsonage Farm Primary School in Rainham.</p> <p>I understand there is a need to expand some schools to meet the demands of an ever increasing community but why Parsonage Farm Primary? Why wasn't Rainham Village School considered and expanded when they were undergoing their recent building works? They have plenty of land which could have been expanded on. Also, Brady School? This is currently one 1 form per year – could this not be expanded to 2 forms??</p> <p>As a parent of child already attending the school (year 2), I have firsthand experience of the impact that this is having on the school and surrounding areas (as a resident).</p> <p>Parsonage Farm school was expanded 2 years ago from a 2 form to 3 form which has put an increased pressure on the surrounding areas including a major issue of increased traffic and uncontrolled parking. On a daily basis I have seen the roads gridlocked, cars pulling up wherever they like to drop their children off with no concern to other pedestrians. This is becoming very dangerous for children and parents walking to school as cars mount the pavement and even park completely up on the pavement so you are unable to walk pass. Resident's driveways are also blocked. There are no provisions in place to assist the pupils / parents to cross the roads, especially on the junctions of Allen Road / Farm Road and Briscoe Road / Farm Road, where it is getting increasingly dangerous to cross. Other schools in Rainham have speed bumps, zebra crossings and Lollipop People to assist with their pupils – Parsonage have none of this. The surrounding roads cannot cope with this increased traffic and were not built to cope with this demand.</p>	<p>Parent &amp; Local resident</p>	<p>When deciding which schools are suitable for expansion, the council considered schools which match the following criteria:</p> <ul style="list-style-type: none"> <li>• They can be expanded as they have site capacity</li> <li>• They are located accessibly to where there is increased pressure on places</li> <li>• They are sufficiently educationally secure and resilient to have the capacity to manage a significant increase in size without adverse impacts on standards</li> <li>• There is a clear aspiration on the part of the school to manage the expansion</li> <li>• The expansion should provide value for money</li> </ul> <p>Both Brady and Rainham Village schools do not have space on their existing site to enable an expansion.</p> <p>The impact of increased traffic is taken very seriously during planning processes and a joint effort is made by all involved to explore ways of mitigating the issues. Guarantees cannot be made to improve upon existing situations, but consultation is undertaken with Highways advisers in order to develop measures which will help to mitigate some of the additional impact.</p> <p>Children's safety is our number one concern. We will require the contractors to work to schedules that will avoid major deliveries and site removals to occur at school opening and closing times. That actual site will of course be boarded and kept very separate from the children during the expected weeks of construction.</p> <p>During each stage of the process, a number of meetings will take place between the Schools, the Council and the contractors to make all the necessary arrangements to manage activity around the site and the school.</p> <p>The plan is to have the school building ready for the 2015 Autumn term.</p> <p>Parsonage Farm is a good school that is popular with pupils and parents, and we are confident that the strong leadership at the school will ensure that the school continues to be successful, popular and the focal point for the community.</p> <p>The school are confident that the benefits from having a larger school will enable them to provide an excellent education for all the pupils that attend the school, and that this does not mean losing the 'community' ethos of the school. It is intended that the school should cater for all of the children living in Rainham and Wennington and South Hornchurch wards</p>
--	------------------------------------	---

APPENDIX 2a: Representation Comments from Respondents and Proposer Responses

<p>At the moment there is building works taking place to expand the school which is providing a great deal of disruption to the pupils. My daughter advised that they have the windows open as the classroom is too hot but due to the machinery and building taking place next to her classroom they have difficulty hearing their teacher or other class friends and their classroom is very dusty. This means her education is being disrupted! This also cannot be good for their health as these works are being carried out during the school day, which means at break times they are playing near to these machines, building works and dusty environment. Also with these building works taking place, it has meant that the school library has had to be closed. One important facility of every school that Parsonage do not have – what other facilities will be taken away to expand this school!</p> <p>With the expansion already from 2 to 3 forms it has had an impact on lunchtime as the school has announced that it will now be staggering lunchtime due to the overcrowding so now children will be made to rush their lunch (which happens already) so that the next bunch of children can come in. My daughter has complained to me on a number of occasions that she does not have time to eat her lunch as they are rushed – something that is only going to get worse! Also, playground space has become limited. At the moment there are 2 playgrounds – lower &amp; upper school. With the expansion the lower playground would have to accommodate 390 children from Sept 2015!! It is not big enough to accommodate these children!</p> <p>Another question is where are these children coming from? As they certainly aren't local enough to the school to be able to walk!</p> <p>My son is due to start in September 2015 when this expansion is planned for and I am already worrying about him starting. It is a big challenge for anyone starting school but to start with 120 children is going to be very overwhelming.</p> <p>As a community school, Parsonage Farm should be concentrating on the local children and ensuring they have a</p>	<p>and not just some, which would lead to an even greater sense of community.</p> <p>The Local Authority is experienced in managing the delivery of projects on schools sites, working closely with the schools to minimise disruption for the children and staff, planning the stages of delivery carefully, and using school holidays where possible to carry out works that may otherwise cause disruption.</p>
--	--

APPENDIX 2a: Representation Comments from Respondents and Proposer Responses

<p>good quality school to attend and that their educational needs come first. With this expansion, Parsonage Farm will lose its community school status!</p> <p>I am under no illusion that by this expansion going ahead the school will receive extra facilities and funding but Parsonage does not need to expand any further. The facilities and community spirit as the school is at the moment is fine and does not need to be changed.</p> <p>As is the motto of the school – “the children come first – they are my children and I will do my best” – this expansion will not put the children first and is not the best for them!</p>		
<p><b>Respondent 8</b></p> <p>I am writing to give my concerns about expanding parsonage farm school. We currently have a very bad parking situation at the school; if more pupils attend this will get much worse putting children in danger of getting run over.</p> <p>A case has already been taken to court over a lady parking and mounting the path outside the school nearly running over pupils. Even if the children are bought in and out of the borough by coaches they will have a lot of trouble moving around the back streets of the school causing more congestion for pupils and residents. Please don't ruin our community, our streets and our local school by making the community over run by traffic, schools to big with not enough playing space to keep the children fit and healthy. Our area will become over populated by people outside the borough our own children will have to move away to become home owners.... Please put a stop to this !!!!</p> <p>Very angry resident from Abbey Wood lane</p>	<p>A Local Resident</p>	<p>The impact of increased traffic is taken very seriously during planning processes and a joint effort is made by all involved to explore ways of mitigating the issues. Guarantees cannot be made to improve upon existing situations, but consultation is undertaken with Highways advisers in order to develop measures which will help to mitigate some of the additional impact.</p>
<p><b>Respondent 9</b></p> <p>With regards to the proposed expansion of Parsonage Farm Primary I would like to say that I am opposed to the plans. The school has already been increased to a 3 class intake for the reception and year 1 classes. From that alone the traffic has greatly increased. I do not drive to school myself but the</p>	<p>Parent &amp; Local resident</p>	<p>The impact of increased traffic is taken very seriously during planning processes and a joint effort is made by all involved to explore ways of mitigating the issues. Guarantees cannot be made to improve upon existing situations, but consultation is undertaken with Highways advisers in order to develop measures which will help to mitigate some of the additional impact.</p>

APPENDIX 2a: Representation Comments from Respondents and Proposer Responses

<p>number of people trying to get parked each day in growing. This must already be due to taking children from out of the area. To increase the capacity to a 4 class intake would have a massive effect on not only the congestion but also the children. They are already being affected by the works around the school. Why were other schools closed if there is such a great need for expansion of others? I sincerely hope that the views of parents and residents are being seriously considered in this matter.</p>		
<p><b>Respondent 10</b>          With regard to the proposed expansion of Parsonage Farm Primary School I feel that I must contact you to voice my objection.          I live quite near to the school and both my children attended this school.          When I walked to and from this school daily up until 2012 I noticed how congested it was with motor vehicles picking up children from this school. This was when they had only two classes of thirty children for every year not the three that they have now.          Expanding the intake even further is going to have a very negative impact on the surrounding area of this school.          The area is a very nice area with lots of family homes. The roads have only so many parking spaces and it is already proving very difficult for the buses to access the roads at this time of the day. Not only this you also have year 5 and year 6 children walking home on their own. I have seen the dangerous way some of these drivers behave in and around this area and I believe there could be some very nasty accidents in the future.          Also, I do not agree with children coming to this school from outside the area. I believe schools should be built in the areas that they are needed, and children should be able to walk to and from school, not have to be driven by parents because they don't live in the area. Schools should be built for these children in the areas that they live.</p>	<p>A Local Resident</p>	<p>The impact of increased traffic is taken very seriously during planning processes and a joint effort is made by all involved to explore ways of mitigating the issues. Guarantees cannot be made to improve upon existing situations, but consultation is undertaken with Highways advisers in order to develop measures which will help to mitigate some of the additional impact.          The extra school places are created for local children as we have planned to ensure that any extra places created are close to the area where there is identified additional need. Our aim is to ensure that there are enough places to allow children to attend a local school if they chose to do so. We are required to follow school admissions rules as set out in The Admissions Code 2010 in allocating places within any school.</p>



APPENDIX 2a: Representation Comments from Respondents and Proposer Responses

<p><b>Respondent 11</b>          I would like to object to the plans to expand this school, as I think the children that are already attending this school is enough, these plans mention nothing about expanding the eating area to accommodate another form per year. The work that has already started is disturbing to the children now! I have a child in year 6, and I am already worried that this disturbance may have an impact on his and other year 6 students' sats results. If this goes ahead at its peek when complete this school will be teaching around 840 pupils. I feel this is far too many primary pupils, and my opinion it is an accident waiting to happen, the grounds of this school is not suitable for this many pupils, and then you have the teaching staff on top, there will be at least 1000 bodies plus in this small school at one time. How will lunch time be run? Will they still have the after school clubs? Does this limit the spaces even more? What about the opportunities to compete against other school in tournaments, you will not be giving the children equal opportunity if there are 120 pupils per year! Are you putting our children at more risk with the roads surrounding the area, more children more cars.</p>	<p>Local Resident</p>	<p>Schools with strong senior leadership teams (SLT) have been chosen because the local authority has confidence that the staff and Governors will make every effort to ensure that the ethos of the school doesn't change and that new staff are carefully recruited to ensure that the school's friendly approach continues. Further, the wider range of staff as a result of additional appointments to deliver an additional class will bring with it an opportunity for the SLT to recruit a broader level of expertise and specialisms within its staff which can be used to enhance the teaching and learning delivered at the school.</p>
<p><b>Respondent 12</b>          I have no objection to this proposal other than consideration should be made to the problems of traffic and parking around the surrounding streets. With the increased number of children attending will come increased traffic to already busy roads. Unfortunately you are not likely to impress some parents on the benefit of walking their darlings to school. These narrow roads are already congested at times and this will only increase. To help alleviate the problem of parked vehicles the Head teacher at the school should be instructed to allow her staff permission to park within the school grounds. I understand this is not permitted at present as the staff have to park in the surrounding streets. The increased numbers of pupils will therefore mean an increase in staff and even more</p>	<p>Local Resident</p>	<p>The impact of increased traffic is taken very seriously during planning processes and a joint effort is made by all involved to explore ways of mitigating the issues. Guarantees cannot be made to improve upon existing situations, but consultation is undertaken with Highways advisers in order to develop measures which will help to mitigate some of the additional impact.</p> <p>As part of the expansion works a car park is being built for staff and therefore staff at the school would no longer need to park on the streets.</p>

APPENDIX 2a: Representation Comments from Respondents and Proposer Responses

<p>parked vehicles in the street. It is not unreasonable for staff to have a designated car park within the school grounds. These are my only thoughts on your proposal. I live some distance from the school and have no longer have children at this school. You will understand I have no personal gripe just that I can foresee future problems.</p>		
<p><b>Respondent 13</b>          I have grave concerns with this idea, for a variety of reasons:          1. The site may seem big enough for building more classes but what impact would this have on the playground? The children already have no play equipment to play with - what would another class of children per year do to the playground dynamics?          2. Are the kitchens or dinner/assembly halls going to be expanded to deal with the extra volume of mouths to feed? The children are expected to eat in "silence" how does anybody expect to keep 120 per year children silent during the course of a 45 minute lunch break?          3. The noise levels of the existing expansion have been rather high, just building a car park (and something else that I'm not sure off at the back of the lower school) - I assume more classes will have to be built - can it be assured that this if this construction goes ahead, it will not occur during school hours so as not to disturb the children's curriculum?          4. While I'm sure the children's class based education will not suffer as long as the quantity and quality of teaching staff is upheld - I worry about their social education. Going from small local play schools to such a large infant environment would, I'm sure be intimidating to the majority of small children.          5. It is already often dangerous walking my child to school due to already high volumes of parents who drive to school. Farm Road in particular is not a road I would want to cross, with people parking across driveways, on the corners and just stopping in the middle of the road to let their child out of their car. Briscoe Road and Allen Road have no speed restrictions, not enough or no school warning signs and no crossing aids,</p>	<p>A Parent</p>	<p>Parsonage Farm Primary has the site capacity to be expanded to a 4FE school. If the expansion is agreed we will in fact increase the amount of play space available – a third playground will be built and we will be upgrading the existing outdoor play space as well in order to support the outdoor curriculum.          The design is still at feasibility stage and other areas may still be considered as part of the physical expansion proposal.          The Local Authority is experienced in managing the delivery of projects on schools sites, working closely with the schools to minimise disruption for the children and staff; planning the stages of delivery carefully, and using school holidays where possible to carry out works that may otherwise cause disruption.          There are much larger schools nationally that have managed to maintain standards without any negative impact on pupils at the school.          The impact of increased traffic is taken very seriously during planning processes and a joint effort is made by all involved to explore ways of mitigating the issues. Guarantees cannot be made to improve upon existing situations, but consultation is undertaken with Highways advisers in order to develop measures which will help to mitigate some of the additional impact.          There are separate strands to the consultation process, and this one deals with the principle of expanding the school premises and age range. There will also be further consultation as part of the planning permission application process for residents.          In future years additional secondary school places will need to be created to meet demand for the increased year 6 cohort.</p>

APPENDIX 2a: Representation Comments from Respondents and Proposer Responses

<p>such as lolly pop assistants. Briscoe Road also has to contend with being on a bus route, which adds another danger to the crossroads when driving parents have parked in the way. Cars are often already parked near to the top of each of those roads in the mornings and afternoons, what would they be like if the expansion went ahead? I can't imagine the demand for spaces for Parsonage Farm has come from residents in the surrounding area so assume more people will be driving from surrounding areas</p> <p>6. Do local residents who do not have school age children even know? Have they had letters informing them because I do not believe that a notice the size of an A4 piece of paper on the school gates will reach every resident? Neither do I believe that a notice in the Romford Recorder will reach every one of them - we live in Rainham, not Romford.</p> <p>If Parsonage Farm school increases to 800 odd children, where are they to go to when it is time to move to secondary school? Our local senior school currently only has space for approximately 900 children plus a waiting list. Its feeder schools include schools out if Rainham, but in the future Parsonage Farm would be able to fill it on its own!</p> <p>Other towns, like Upminster and Hornchurch have a number of senior schools within a much easier reach (in my opinion). I think it is important to consider this when making the decision too.</p>		
<p><b>Respondent 14</b> My objections are based on the following:</p> <ol style="list-style-type: none"> <li>1. Presently the school is in the process of changing into a 3 form entry. This should be completed first (followed through to year 6) and the impact of such be analysed before any further expansion.</li> <li>2. There is no parking or drop off area at the school making it dangerous for the children crossing Farm Road, Briscoe Road and Allen Road. People continually pull-up on the yellow lines putting children at risk.</li> </ol> <p>Parking is on pavements, creating an unsafe situation for</p>	<p>Local Resident</p>	<p>Parsonage Farm was a 3FE school but did not operate as a 3FE school due to declining rolls in previous years. However there is a need for additional primary places in the area now and the school started operating again as a 3FE since September 2012.</p> <p>The impact of increased traffic is taken very seriously during planning processes and a joint effort is made by all involved to explore ways of mitigating the issues. Guarantees cannot be made to improve upon existing situations, but consultation is undertaken with Highways advisers in order to develop measures which will help to mitigate some of the additional impact.</p>

APPENDIX 2a: Representation Comments from Respondents and Proposer Responses

<p>children walking and will only worsen as pavements are already full at school run times. At the junction of Briscoe Road with Farm Road there is the added traffic flow of buses. It has been known for vehicles, including bin lorries to mount pavements in a bid to get past parked cars putting pedestrians at risk or for vehicles to block the road so that people have to take chances crossing the road. Any increase in traffic will only put children at further risk. There is currently a need for a safe access to the school/ traffic management review and this will only be of greater need as pupils numbers increase. 3. Residents are unable to use their driveways as people park across them. Again a situation which will only worsen with increased numbers. 4. There is not a need for extra places in this area. Many of the children already come from far enough that a car is necessary to get them to school. 5. Further investment is required at Parsonage Farm Primary for the children that are already there: working computers, books, blinds in classrooms and hall space are required, so the present children can complete their education. More pupils will only stretch the limited facilities.</p>		
<p><b>Respondent 15</b> Please accept this email as notification of my objection to the proposed alteration to Parsonage Farm Primary School. As a local resident I feel that the proposed plans to increase the intake for this school would be detrimental to both the children already at the school and the surrounding area.</p>	<p>Local Resident</p>	<p>Parsonage Farm is a good school that is popular with pupils and parents, and we are confident that the strong leadership at the school will ensure that the school continues to be successful, popular and the focal point for the community. The school is confident that the benefits from having a larger school will enable them to provide an excellent education for all the pupils that attend the school.</p>
<p><b>Respondent 16</b> I have received through the letter box a note to say that I need to put into writing my objection to the changes within the number of class's you are proposing to increase within the school to enable children from outside the local area. I do object as this going to make children from the local area have problems getting into their own local school and places will be given to</p>	<p>Local Resident</p>	<p>The extra school places are created for local children as we have planned to ensure that any extra places created are close to the area where there is identified additional need. Our aim is to ensure that there are enough places to allow children to attend a local school if they chose to do so. We are required to follow school admissions rules as set out in The Admissions Code 2010 in allocating places within any school.</p>

APPENDIX 2a: Representation Comments from Respondents and Proposer Responses

<p>children from elsewhere.</p> <p><b>Respondents 17</b></p> <p>I am writing in opposition to the extension of Parsonage Farm Primary School from 486 to 840 pupils. There has been very little housing development in the area so surely there is not this many children waiting for spaces in this area of Rainham, which makes it necessary to expand to this extent. If these double occupancy places are for children outside of walking distance of the school it will cause the already horrendous parking problems to become unbearable and also the safety of the children would be compromised. This school has always had a good record and special community feel about it, providing a good background for the children that attend. In my experience as a mother of children that attended this school children of primary school age thrive in smaller schools.</p> <p><b>Respondents 18</b></p> <p>I would like to register my strongest objection to the proposed school expansion proposal at Parsonage Farm Primary School to allow an increase in capacity from 486 pupils to 840 pupils. The current levels of traffic, road congestion and parking are already a major issue for residents and create significant chaos around the local roads at drop off and pick up times. The school does not allow parents to use their car park or provide facilities for parking outside the school - to try and ensure the safety of pupils - leading to significant and unacceptable levels of poor and illegally parked cars throughout surroundings roads including Allen Road, Briscoe Road and Thorn Lane. It seems the primary concern and monitoring in relation to pupil safety travelling to and from school is done directly outside of the school despite these parking issues creating danger along all of the roads that converge on the school. There will also be a significant increase in noise pollution - where currently, on any given</p>	<p>Local Residents</p>	<p>We are projecting a deficit of primary school places in Rainham and Wennington and South Hornchurch wards. To meet demand over the next five years additional places need to be created.</p> <p>Parsonage Farm is a good school that is popular with pupils and parents, and we are confident that the strong leadership at the school will ensure that the school continues to be successful, popular and the focal point for the community</p>
<p></p>	<p>Local Resident</p>	<p>The impact of increased traffic is taken very seriously during planning processes and a joint effort is made by all involved to explore ways of mitigating the issues. Guarantees cannot be made to improve upon existing situations, but consultation is undertaken with Highways advisers in order to develop measures which will help to mitigate some of the additional impact.</p> <p>The Local Authority is experienced in managing the delivery of projects on schools sites, working closely with the schools to minimise disruption for the children and staff; planning the stages of delivery carefully, and using school holidays where possible to carry out works that may otherwise cause disruption.</p> <p>A combination of a sharp rise in the birth rate, migration and increased housing, has created the need to provide additional primary school places in Havering and across almost all of London. In order to meet its statutory duty to provide each child with a school place, the</p>

APPENDIX 2a: Representation Comments from Respondents and Proposer Responses

<p>school day, during break and lunch periods the noise of the children in the playground can be heard a long way off. It appears that concerns and objections during the original consultation raised have been ignored, despite a majority 75% of respondents being against the proposal</p> <p>I understand that the schools currently being consulted on were chosen on the basis of a number of requirements including proximity to the area of need, demand for places at the school, site suitability and performance. Perhaps you could share the outcome of these assessments to support the proposal - outlining exactly what the forecast levels of demand are, how much of this demand emanates from the local area (as there are not a significant number of new dwellings for families that have been created in the area) and why</p> <p>Parsonage Farm was decided over and above other Primary Schools in Rainham - including Brady and Rainham Village (both of whom have lower admissions currently). These proposed changes would increase Parsonage Farm to an admission of 120 pupils - with only one other school in the borough currently at that level). I note that the proposal to expand Uppminster Infant and Junior schools to an admission of 120 pupils will not proceed in light of the trust's unanimous decision against the proposals</p> <p>Resident's expectation is that this proposal is being considered to accommodate additional primary school places from outside the borough or as a result of plans to close one of the existing smaller schools in the area? Can you please confirm whether or not this is the case? I assume that if there is a need to accommodate children from other London Borough's - this could be accommodated in any other Havering Primary as these new pupils would most likely be driven to and from school.</p> <p>Given the estimated requirement for 4 extra Form of Entry (FE) in the Rainham, South Hornchurch and Elm Park area in coming years - the proposals at Suttons, Scotts, RJ Mitchell, Benhurst and Newtons would cover these requirements. However - does it not make more sense for a new school to</p>		<p>Council decided that a number of primary schools within the borough should be expanded to meet the rising demand for primary school places.</p> <p>Under the Education and Inspections Act 2006, Section 7, a local authority may publish a notice under the section inviting proposals for the establishment of certain types of new schools. However, Havering is currently considering the expansion of existing schools. This is because identified local need in Havering is spread across a wide geographical location and a single school in one location could not effectively address the demand that has been identified. There are strong educational benefits in building on the success of one or more of our popular and high performing schools where there is an established and strong Senior Leadership Team.</p> <p>The pupil projections are published on the council's website and can be viewed following this link:  <a href="http://www.haverling.gov.uk/Pages/Services/School-organisation-place-planning.aspx">http://www.haverling.gov.uk/Pages/Services/School-organisation-place-planning.aspx</a></p> <p>We are projecting a deficit of primary school places in Rainham and Wennington and South Hornchurch wards. To meet demand over the next five years additional places need to be created.</p> <p>Both Brady and Rainham Village schools do not have space on their existing site to enable an expansion.</p>
---	--	---

<p>be established which could accommodate these additional 4 FE requirements within the Rainham area? I assume the above are to accommodate additional places needed in Upminster and Hornchurch - especially in light of the decision not to proceed with expansion plans at Upminster Infant and Junior schools.</p> <p>These proposals are the wrong choice for local residents, pupils at these schools and the borough as a whole.</p> <p><b>Respondents 19</b></p> <p>With reference to the above proposed school expansion we wish to lodge our comments with you regarding this project. Due to the huge increase in our population most of our schools need to be enlarged along with our hospitals. In essence the school expansion is required and but any increased capacity to this school or any other in the borough MUST and should take in to consideration the affects it will have on the local residents and their rights of way.</p> <p>Too many times we have witnessed and heard from people living in Farm Road that the parents who are taking their children to school by car are completely indifferent to the peoples rights living in the near vicinity of the school, (Farm Road and adjacent streets). They are always parking over residents driveways and are openly hostile and abusive when asked to move, very often or not foul language is used by them in front of the children. You also have the problem of the buses being unable to turn from Thorn Lane into Briscoe Road because vehicles are obstructing the street corners. Resulting in not only the buses but all other traffic being unable to move until the driver of the vehicle moves on. In the morning everybody is trying to get somewhere but it would seem that the majority on the school run take priority over everything else.</p> <p>We object most strongly to this project if NO OFF STREET parking for parents at this site has NOT been allowed for. The planners in Havering must take the parking problem where schools are concerned into consideration.</p>	<p>Local residents</p>	<p>Planning permission will be required for subsequent building work which would mean that there would be a separate consultation locally through the town planning system on the details of any proposed enlargement scheme. Any specific town planning matters associated with a school site would need to be addressed as part of the planning application, including highways and parking issues.</p> <p>The impact of increased traffic is taken very seriously during planning processes and a joint effort is made by all involved to explore ways of mitigating the issues.</p>
---	------------------------	---

APPENDIX 2a: Representation Comments from Respondents and Proposer Responses

<p><b>Respondents 20</b> We would like to take this opportunity to object to the proposed expansion of Parsonage Farm Primary School. Our main concern would be the safety of children due to increased congestion on the roads serving the school. We live in Rodding Way, which is a side road directly off of Briscoe Road. At the beginning and end of school there is a significant increase in the number of vehicles parked in Briscoe Road causing not only major congestion but alarming examples of very poor safety awareness. An increase to the number of pupils, particularly the very young ones, will only give rise to more concern over their safety. It goes without saying that parking would also be an issue and noise levels during the course of the day but, ultimately, it is the safety of the children.</p>	<p>Local residents</p>	
<p><b>Respondent 21</b> I am writing to object to the proposal to expand Parsonage Primary School by one form entry. I think it would have a detrimental effect on the school and the quality of the pupils experience there. I think the size of the school is currently sufficient for the local residents, and by expanding the school, you are inviting pupils from outside of the immediate catchment area. One of the qualities that attracted me to the school was the familiarity between pupils and teachers - and that would be lost.</p>	<p>Resident</p>	<p>The impact of increased traffic is taken very seriously during planning processes and a joint effort is made by all involved to explore ways of mitigating the issues. Guarantees cannot be made to improve upon existing situations, but consultation is undertaken with Highways advisers in order to develop measures which will help to mitigate some of the additional impact</p>
<p><b>Respondent 22</b> I would like to register my concern with regards to the above expansion of Parsonage Farm Primary School; The school has only just recently gone from a 2 form to a 3 form entry with currently only years reception and year one with a 90 pupil intake. This has not yet been proved to work with regards to parking / school hall/ school meals etc. Even with the plans for the car park going ahead this is not going to take any parent cars off of the road in fact more and more people are driving to school with increased numbers being allowed in</p>	<p>Parent</p>	<p>The extra school places are created for local children as we have planned to ensure that any extra places created are close to the area where there is identified additional need. Our aim is to ensure that there are enough places to allow children to attend a local school if they chose to do so. We are required to follow school admissions rules as set out in The Admissions Code 2010 in allocating places within any school. Parsonage Farm is a good school that is popular with pupils and parents, and we are confident that the strong leadership at the school will ensure that the school continues to be successful, popular and the focal point for the community.</p>



APPENDIX 2a: Representation Comments from Respondents and Proposer Responses

<p>the school. I feel there is increased danger to all children as many parents as they cannot park are deciding to just drive past and just about stop to let their children out. I have witnessed incidents where the children just run and do not look to cross. By the same token I am a walker and there have been times where drivers just pull up on the pavement regardless, without care to pedestrians. I understand that this is not just an expansion problem but it is happening more and more with increased numbers. The Crossroads where Allan Road and Farm Road meet is especially dangerous as cars actually park on the corner so you cannot see to cross the roads. I have children that can walk to school on their own and this concerns me. There was quite a serious accident here a few weeks ago. There are no Lolipop ladies at all across Upminster Road North and the lights at Chandlers Corner are VERY dangerous.</p> <p>- I do not believe that I have seen any plans to increase Hall / Dining etc and in this regard will the school cope with the demand for school dinners as they are becoming free for R1/ and Year 1. How will after school clubs (which we pay for all clubs) be catered for if hall etc not being increased. We already have a first come first served club process with people queuing way before school opening times to secure a place. How many more numbers can the school cope with.</p> <p>- I have already 2 children at Parsonage and possibly a 3rd due to start full time education in 2015 I feel that the same opportunities will not be available as the numbers are so high, for example sporting events. I know we keep hearing that extra funding will be made available etc but will this funding ever be seen by an average child or is it going towards the children that need extra help ie with special needs/ English language/ or children that excel. Our children will just become a number. .</p> <p>Why have Havering spent so much money on improving Rainham Village/ Building Elm Park Primary (and closing a school) yet have not increased the numbers, surely there was awareness that the birth rate was rising in the next few years.</p>	<p>Parsonage Farm was a 3FE school but as the numbers were quite low in previous years the school rolls declined and the school had fewer pupils on roll. The school had three mobile classrooms on site and these were taken off as they were no longer needed. The pupil numbers in the area started to increase in September 2012 and the school started taking 90 pupils since. The cohort size will increase on a yearly basis and the school is having permanent classrooms being built to replace the mobile class. If the expansion to 4 FE is agreed then the school will take 120 in Reception in Sept 2015 and again the cohort size will increase on a yearly basis rather than becoming a 840 place school on the 1 Sept 2015.</p> <p>The impact of increased traffic is taken very seriously during planning processes and a joint effort is made by all involved to explore ways of mitigating the issues. Guarantees cannot be made to improve upon existing situations, but consultation is undertaken with Highways advisers in order to develop measures which will help to mitigate some of the additional impact</p> <p>Parsonage Farm is a good school and has the capacity to manage an increase in pupil numbers. The most important aspect of any school is the quality of teaching and there are already high quality teachers in the schools.</p> <p>A larger school will give more possibilities to retain high quality teaching staff and provide a more diverse curriculum through the use of additional resources and funding. A larger school can also provide more flexibility for personalised learning.</p> <p>School leaders believe it is very important to retain their individual ethos for the school and will ensure this is a priority</p> <p>There is site capacity for the school to be expanded to a 4FE school. If the expansion is agreed we will in fact increase the amount of play space available – a third playground will be built and we will be upgrading the existing outdoor play space as well in order to support the outdoor curriculum.</p> <p>The design is still at feasibility stage and other areas may still be considered as part of the physical expansion proposal.</p> <p>A combination of a sharp rise in the birth rate, migration and increased housing, has created the need to provide additional primary school places in Havering and across almost all of London. In order to meet its statutory duty to provide each child with a school place, the Council decided that a number of primary schools within the borough should be expanded to</p>
--	--

APPENDIX 2a: Representation Comments from Respondents and Proposer Responses

<p>I don't believe we have been given a fair chance to voice our opinion with all the correct information. We have finally been given a meeting to be made aware of the facts on Thursday 24th April. This is too late.</p>		<p>meet the rising demand for primary school places. The drop in sessions/meeting is not compulsory and the Local Authority has fulfilled its statutory duty regarding publishing statutory proposals.</p>
<p><b>Respondent 23</b> I am writing to register my Objection to the planned expansion to Parsonage Farm School. There are various reasons to my objection; Firstly I do not understand the need to double the intake has there has not been a large number of new homes built in the local area which therefore suggest it will be for children from out of the local community which I feel is one of the advantages of this school. Secondly as I am a resident near the school, I feel this will increase the traffic, parking, which outside my house is very congested not only during the dropping off and collecting the children, but also there is a large number of cars parked along the local roads due to Teachers,, Teachers Assistants and other staff members who have to park along the bus route which causes chaos. Also where people do not seem to care where they park, across peoples drives, on corners even though there are yellow lines, parents mounting the pavements with no regard for the safety of others. Thirdly I visit the school on a regular basis and I cannot see how the school will be able to offer the children the facilities they enjoy now if the intake is doubled. The playing areas will not double the school halls will not double. An example of this is that I have always been able to attend my Grandchildren's Concerts, Plays etc but now because of the increase in the Reception Year intake because there was not enough room I was not able to attend which I Find very disappointing.</p>	<p>Resident</p>	<p>The extra school places are created for local children as we have planned to ensure that any extra places created are close to the area where there is identified additional need. Our aim is to ensure that there are enough places to allow children to attend a local school if they chose to do so. We are required to follow school admissions rules as set out in The Admissions Code 2010 in allocating places within any school.</p> <p>The impact of increased traffic is taken very seriously during planning processes and a joint effort is made by all involved to explore ways of mitigating the issues. Guarantees cannot be made to improve upon existing situations, but consultation is undertaken with Highways advisers in order to develop measures which will help to mitigate some of the additional impact</p> <p>There is site capacity for the school to be expanded to a 4FE school. If the expansion is agreed we will in fact increase the amount of play space available – a third playground will be built and we will be upgrading the existing outdoor play space as well in order to support the outdoor curriculum.</p> <p>The design is still at feasibility stage and other areas may still be considered as part of the physical expansion proposal.</p>
<p><b>Respondent 24</b> I am writing to express my utmost concern for the above building works. I have lived in Rainham around the area of Parsonage Farm for the past 39 years and I know how congested this area becomes at start and finish times of the</p>	<p>Local resident</p>	

APPENDIX 2a: Representation Comments from Respondents and Proposer Responses

<p>school. It is utter madness to expand this school as parking and traffic in the area is an absolute nightmare especially when delivery lorries or the refuse collectors are in the area. Is this an idea the council authorities have come up with to get more revenue from parking fines as it will be impossible for all the parents who are going to be travelling into this area from far afield to park near the school.</p> <p>Please see sense and abandon this idea before a child gets killed by a car or lorry. If a new school is needed then build it close to wherever these new children are coming from because there have only been a few new houses built in the area recently.</p> <p><b>Respondent 25</b></p> <p>I would like to object to the Parsonage school being enlarged, as the congestion around the school is already at a maximum. Sometimes people cannot leave their own drives, at school start and end times</p>	<p>The impact of increased traffic is taken very seriously during planning processes and a joint effort is made by all involved to explore ways of mitigating the issues. Guarantees cannot be made to improve upon existing situations, but consultation is undertaken with Highways advisers in order to develop measures which will help to mitigate some of the additional impact</p> <p>Planning permission will be required for subsequent building work which would mean that there would be a separate consultation locally through the town planning system on the details of any proposed enlargement scheme. Any specific town planning matters associated with a school site would need to be addressed as part of the planning application, including highways and parking issues.</p> <p>The extra school places are created for local children as we have planned to ensure that any extra places created are close to the area where there is identified additional need. Our aim is to ensure that there are enough places to allow children to attend a local school if they chose to do so. We are required to follow school admissions rules as set out in The Admissions Code 2010 in allocating places within any school.</p>	<p>Local resident</p>	<p>Local resident</p>
<p><b>Respondent 26</b></p> <p>I am writing as a resident living close by and a grandparent with 4 grandchildren attending the school regarding the <b>unacceptable increase</b>. There is absolutely no reason to increase the size of the school, as it was increased in September 2012 from 2 forms to 3 forms of entry, which saw an influx of pupils from outside the area. The amount of parents parking to drop children off at school causes havoc in the area, again I would suggest mainly pupils from outside the area. The case for increasing the size does not make sense as there no room for more houses in the area making no more pupils to attend the school, therefore the increased school size programme should be looked at elsewhere <b>for example:- Rainham village school</b>, which has a large area of land directly behind it which doesn't get used and with access made from the A1306 would not cause any disruption to the village. This would be the perfect situation. Please think about this as you clearly haven't given any thought to the</p>	<p>The impact of increased traffic is taken very seriously during planning processes and a joint effort is made by all involved to explore ways of mitigating the issues. Guarantees cannot be made to improve upon existing situations, but consultation is undertaken with Highways advisers in order to develop measures which will help to mitigate some of the additional impact</p> <p>Rainham Village school does not have space on their existing site to enable an expansion.</p> <p>Parsonage Farm was a 3FE school but did not operate as a 3FE school due to declining rolls in previous years. However there is a need for additional primary places in the area now and the school started operating again as a 3FE since September 2012.</p> <p>A combination of a sharp rise in the birth rate, migration and increased housing, has created the need to provide additional primary school places in Havering and across almost all of London. In order to meet its statutory duty to provide each child with a school place, the Council decided that a number of primary schools within the borough should be expanded to meet the rising demand for primary school places. There is site capacity for the school to be expanded to a 4FE school</p>	<p>Local resident</p>	<p>Local resident</p>

APPENDIX 2a: Representation Comments from Respondents and Proposer Responses

<p>children</p>		
<p><b>Respondent 27</b> We oppose the Enlargement of the above school; the school being a small school set in a compact area (surrounded by houses) and is at present of sufficient capacity to satisfy the requirements of the local population. Should the proposed enlargement proceed, and being that the new pupils would have to travel in to the school, the traffic around the school and the surrounding roads at the school starting and finishing times(already bad enough) would be intolerable.</p>	<p>Local Residents</p>	<p>A combination of a sharp rise in the birth rate, migration and increased housing, has created the need to provide additional primary school places in Havering and across almost all of London. In order to meet its statutory duty to provide each child with a school place, the Council decided that a number of primary schools within the borough should be expanded to meet the rising demand for primary school places. The impact of increased traffic is taken very seriously during planning processes and a joint effort is made by all involved to explore ways of mitigating the issues. Guarantees cannot be made to improve upon existing situations, but consultation is undertaken with Highways advisers in order to develop measures which will help to mitigate some of the additional impact</p>
<p><b>Respondent 28</b> I am sending this in relation to the statutory notice given on 28 March 2014 regarding the expansion of Parsonage Farm Primary School as a parent to 2 children at the school. I feel that the school grounds are not big enough as it is, having now gone into a 3 form entry let alone for the amount of children it will have converting to a 4 form entry. The lower school playground is simply not big enough to accommodate all the extra children - my son is in reception and has already been knocked over twice by a year 2 pupil during lunch break so this would only get worse. When my older child was in lower school and did their Christmas concerts or any other concerts they were allowed 4 people to come and see their plays, this has now changed to 2 people for my younger son as we have been told that they cannot accommodate any more parents/careers due to there being more pupils in reception/year 1. This is not fair on the children. What happens when they are getting picked to represent the school in sporting events - they would have to compete against many more pupils than they do at the moment which</p>	<p>Parent</p>	<p>Parsonage Farm was a 3FE school but as the numbers were quite low in previous years the school rolls declined and the school had less pupils on roll. The school had three mobile classrooms on site and these were taken off as they were no longer needed. The pupil numbers in the area started to increase in September 2012 and the school started taking 90 pupils since. The cohort size will increase on a yearly basis and the school is having permanent classrooms being built to replace the mobile class. If the expansion to 4 FE is agreed then the school will take 120 in Reception in Sept 2015 and again the cohort size will increase on a yearly basis rather than becoming a 840 place school on the 1 Sept 2015. There is site capacity for the school to be expanded to a 4FE school. If the expansion is agreed we will in fact increase the amount of play space available – a third playground will be built and we will be upgrading the existing outdoor play space as well in order to support the outdoor curriculum. The design is still at feasibility stage and other areas may still be considered as part of the physical expansion proposal. We regularly monitor relevant information such as:</p>

APPENDIX 2a: Representation Comments from Respondents and Proposer Responses

<p>is hard on younger children.</p> <p>What happens when lower school do their sports day - I do not see how the field they use could accommodate the extra pupils they just about fit in now especially now some of it has been taken up by the new car park.</p> <p>There has been no mention of extra hall space being built - how will they fit in all the extra children? They currently have whole school assemblies, I am assuming these will be no longer which is such a shame.</p> <p>I feel that the pupils would get less time invested in them.</p> <p>What happens when they go swimming lessons in years 4 and 5 they only get 5 weeks out of the year now (and that is a 2 form entry) - how would this work?</p> <p>My niece who is year 2 at the moment has to do some of her PE lessons in her class, as the hall is being used for Read Write Inc - how can this be acceptable? And how would this ever improve?</p> <p>Why if there is such a shortage of schools in the borough did they knock 2 schools down in Elm Park and replace with just one for example! Wouldn't it have been advisable to make this school bigger when they built it?</p> <p>Why when they did improvements to Rainham Village Primary School did they not make that bigger?</p> <p>I went through the schools in Havering and by making Parsonage into a 4 form entry this will make it the biggest school - the only other school with around the same sort of numbers is Parklands which although slightly higher is not just a "primary school" it is an "infants" and "juniors". Where are the houses being built that need to accommodate for all these extra children? I don't believe they will be within walking distance!! Because if it is the Rainham area then why not Rainham Village - approx. 427 pupils, Brady - approx. 212 pupils, Scargill - approx. 513 pupils, Whybridge - approx. 410 pupils, Newtons - 326 pupils (I know this is on the list to be expanded from a 1.5 form to a 2 form and they are 100% for this expansion - why not make this a 3 form entry?!?!?)</p> <p>There are plenty of schools in Havering that could be made</p>	<ul style="list-style-type: none"> <li>• birth rates</li> <li>• pupil numbers in schools</li> <li>• the transfer rate from birth to reception year</li> <li>• pupil movement in and out of school areas</li> <li>• pupil movement in and out of the Borough</li> <li>• planning developments, such as for new houses</li> </ul> <p>We use this information to calculate future pupil numbers and therefore the number of school places that will be needed. If there are changes to the information, we adjust our projections accordingly. In practice our projections over a five-year period are accurate to within a few percent so we can be confident about future need. The further into the future we try to project however, the less certain we can be.</p> <p>When deciding which schools are suitable for expansion, the council considered schools which match the following criteria:</p> <ul style="list-style-type: none"> <li>• They can be expanded as they have site capacity</li> <li>• They are located accessibly to where there is increased pressure on places</li> <li>• They are sufficiently educationally secure and resilient to have the capacity to manage a significant increase in size without adverse impacts on standards</li> <li>• There is a clear aspiration on the part of the school to manage the expansion</li> <li>• The expansion should provide value for money</li> </ul> <p>The school being expanded to 4 FE will meet the required national space Standards. How classes are organised (and therefore their size) is a matter for the Governing Body and Headteacher, but a larger school does not automatically mean larger classes. Government legislation on Key Stage 1 class sizes limits the number of infant children in a class to 30 pupils per teacher.</p> <p>As well as specialist advice at the planning stages, the schools receive support to develop their school travel plans. This involves encouraging pupils and parents to use alternative methods of transport to school. The responsibility of families transporting their children to school cannot be ignored and work needs to concentrate on behavioural change which may take a longer time to implement. Such measures can include encouraging the use of park and stride schemes, opening new pedestrian access ways around the school sites and incentive schemes for pupils.</p>
--	---

APPENDIX 2a: Representation Comments from Respondents and Proposer Responses

<p>bigger looking at the number of pupils they have.</p> <p>The only other school that they wanted to take into a 4 form entry - Uppminster, is now not going ahead. Perhaps you should take the same attitude with Parsonage Farm Road at the moment is a joke and I am surprised there hasn't been a serious injury the way people park down there etc. There is uncontrolled parking, people parking across drives, people mounting the curbs (this is down other roads as well). This is sometimes even dangerous for adults to cross roads let alone children. This would only get worse! The parking and traffic on other roads around the school - Allen Road, Briscoe Road, King Edward Road, Thorn Lane, Parsonage Road - is getting worse as it is and this has noticeably got worse since going to a 3 form entry school so again this would only get worse! You want to make Parsonage bigger but it has the worst safety measures outside of the school on the roads - it is the only primary school (out of Parsonage, Rainham Village and Brady) that does not have speed humps around it, a zebra crossing (even Chafford School has these), and a lollipop lady! All of this is a major concern, the roads around the school I feel will not be able to cope as I say the majority of children I feel will not be local and will be driven to school. Emergency services would be slowed down as they would be unable to manoeuvre through the roads at busy periods. If expanding Parsonage Farm does this mean that the catchment area would expand? How many miles out would be classed as "local"? The class of people that attend the school since going to a 3 form entry 2 years ago has gone downhill, you now get all sorts up there - mums turning up to take their kids to school in the PJs, mums swearing on the school grounds - what sort of example does this set!!! Non-English speaking people letting the children wee in a bottle on the school path - disgusting!!!</p> <p>They say it is for the local area, but I know people who go to Parsonage who live in Romford, Purfleet and Aveley for example - the latter 2 are not even Havering Borough - how does this happen? What happens when we get more ethnic</p>		<p>The impact of increased traffic is something which is taken very seriously during planning processes and a joint effort is made by all involved to explore ways of mitigating the issues. Guarantees cannot be made to improve upon existing situations, but consultation will be undertaken with the Highways Team and an external adviser in order to develop measures which will help to mitigate some of the additional impact.</p> <p>A larger school will give more possibilities to retain high quality teaching staff and provide a more diverse curriculum through the use of additional resources and funding. A larger school can also provide more flexibility for personalised learning.</p> <p>School leaders believe it is very important to retain their individual ethos for the school and will ensure this is a priority</p> <p>Schools with strong senior leadership teams (SLT) have been chosen because the local authority has confidence that the staff and Governors will make every effort to ensure that the ethos of the school doesn't change and that new staff are carefully recruited to ensure that the school's friendly approach continues. Further, the wider range of staff as a result of additional appointments to deliver an additional class will bring with it an opportunity for the SLT to recruit a broader level of expertise and specialisms within its staff which can be used to enhance the teaching and learning delivered at the school.</p> <p>In future years additional secondary school places will need to be created to meet demand for the increased year 6 cohort</p> <p>Parsonage Farm is a good school and has the capacity to manage an increase in pupil numbers. The most important aspect of any school is the quality of teaching and there are already high quality teachers in the schools.</p> <p>The school is popular with pupils and parents, and we are confident that the strong leadership at the school will ensure that it continues to be successful, popular and the focal point for the community</p>
--	--	--

APPENDIX 2a: Representation Comments from Respondents and Proposer Responses

<p>minority children whose first language is not English, does that mean more time will be spent on them which in turn takes away our children learning!!!</p> <p>I believe they are currently without use of a library whilst works are on going, for some children this is their only access to a library, and I feel taking this basic school facility away is detrimental to encouraging children to read and use libraries in their future. My youngest in reception child in reception is having his education disrupted on a daily basis by noisy and distracting machinery working meters from her classroom during school hours, and effectively they are playing next to a building site at break times, which surly isn't good for their health, due to amount of dust that is being created.</p> <p>My children currently attending the school will have their education disrupted at crucial periods. In the process of works more school facilities will be lost (short term) providing 8 new classrooms will not solve the issues of faciliitating the proposed increase during lunch time or assembly times.</p> <p>On another note I also have concerns about the social development of children attending a school of this size. The transition between nursery - reception is already a big change in their life. Putting 4/5 year old children into a school of this size may be overwhelming and upsetting and take a longer period to adjust to school life. When Parsonage was a 3 form entry years ago it got put on special measures - how can you be certain this will not happen again if made into an even bigger school. Mrs Beaton is not going to be at the school for eternity - so as for her being able to cope with a large school, are you sure the next Head would be able to?</p> <p>Parsonage Farm Primary School is stated as a community school, The school is rapidly loosing its community spirit and will no longer serves as a community school if these expansion plans are agreed.</p> <p><b>WE DON'T WANT IT</b></p> <p><b>Respondent 29</b></p> <p>I strongly object to the expansion of parsonage farm primary school due to the reasons listed below. I write this as a parent</p>	<p>Parent</p>
---	---------------

APPENDIX 2a: Representation Comments from Respondents and Proposer Responses

<p>of a parsonage farm pupil and also as a resident. I live at 17 farm road so the school is next door to me and therefore the expansion will have a major impact.</p> <ol style="list-style-type: none"> <li>1. parking will be an issue as more parents will be travelling by car to take their children to school as the catchment will be widened</li> <li>2. Pollution will increase</li> <li>3. Safety issues at school run times with so many more cars, patents and pupils</li> <li>4. Noise levels will increase</li> <li>5. school playground will become unsafe with so many more children</li> <li>6. less opportunity for pupils in each year i.e. school prefect, school sports teams</li> <li>7. more children outside local catchment area</li> <li>8. teachers will have less time to concentrate on current pupil needs with so many more children from different areas.</li> <li>9. building and maintenance work will majorly effect living conditions of local residence ie noise, pollution, disruption</li> </ol> <p><b>Respondent 30</b></p> <p>I would like to object to Parsonage Farm School expansion in September 2014. I chose this school for my child because it was a strong community school of two form per year. (60 children) since then it has already expanded once to (90 children 3 forms) . This has impact on our kids! Many saying their lunchtime has been moved (delayed) to accommodate to increased numbers. The parking/ roads are very busy and getting worse. I have a child that is struggling with her education and have been told by the school they do not have the funds to support her and also have many more needy children to help, how this will improve with another 30 children per year. This school should not be EXPANDED!!!!!!!</p>	<p>Parent</p>	<p>The impact of increased traffic is taken very seriously during planning processes and a joint effort is made by all involved to explore ways of mitigating the issues. Guarantees cannot be made to improve upon existing situations, but consultation is undertaken with Highways advisers in order to develop measures which will help to mitigate some of the additional impact</p> <p>As part of the expansion works a car park is being built for staff and therefore staff at the school would no longer need to park on the streets</p> <p>There is site capacity for the school to be expanded to a 4FE school. If the expansion is agreed we will in fact increase the amount of play space available – a third playground will be built and we will be upgrading the existing outdoor play space as well in order to support the outdoor curriculum.</p> <p>The design is still at feasibility stage and other areas may still be considered as part of the physical expansion proposal.</p> <p>The Local Authority is experienced in managing the delivery of projects on schools sites, working closely with the schools to minimise disruption for the children and staff; planning the stages of delivery carefully, and using school holidays where possible to carry out works that may otherwise cause disruption.</p> <p>Parsonage Farm was built as a 3FE school but as the numbers were quite low in previous years the school rolls declined and the school had fewer pupils on roll. The school had three mobile classrooms on site and these were taken off as they were no longer needed. The pupil numbers in the area started to increase in September 2012 and the school started taking 90 pupils since. The cohort size will increase on a yearly basis and the school is having permanent classrooms being built to replace the mobile class. If the expansion to 4 FE is agreed then the school will take 120 in Reception in Sept 2015 and again the cohort size will increase on a yearly basis rather than becoming a 840 place school on the 1 Sept 2015.</p> <p>Parsonage Farm is a good school and has the capacity to manage an increase in pupil numbers. The most important aspect of any school is the quality of teaching and there are already high quality teachers in the schools.</p> <p>Schools with strong senior leadership teams (SLT) have been chosen because the local authority has confidence that the staff and Governors will make every effort to ensure that the ethos of the school doesn't change and that new staff are carefully recruited to ensure</p>
---	---------------	--



APPENDIX 2a: Representation Comments from Respondents and Proposer Responses

<p><b>Respondent 31</b> I would like to object to the pupil expansion of parsonage school I feel this would have a major impact on the current pupils at the school my girls dinner times have already been affected by the first expansion of 2 forms to 3 forms and also the teachers are stretched to the point that they can't give my daughter the focus I expect from a Havering school so I totally OBJECT to this decision to expand.</p>	<p>Parent</p>	<p>that the school's friendly approach continues further The wider range of staff as a result of additional appointments to deliver an additional class will bring with it an opportunity for the SLT to recruit a broader level of expertise and specialisms within its staff which can be used to enhance the teaching and learning delivered at the school. The impact of increased traffic is taken very seriously during planning processes and a joint effort is made by all involved to explore ways of mitigating the issues. Guarantees cannot be made to improve upon existing situations, but consultation is undertaken with Highways advisers in order to develop measures which will help to mitigate some of the additional impact</p>
<p><b>Respondent 32</b> I am writing to formally object to the proposal to expand Parsonage Farm Primary school. I am writing to formally object to the proposal to expand Parsonage Farm Primary school.</p>	<p>Resident</p>	<p>Parsonage Farm was built as a 3FE school but as the numbers were quite low in previous years the school rolls declined and the school had fewer pupils on roll. The school had three mobile classrooms on site and these were taken off as they were no longer needed. The pupil numbers in the area started to increase in September 2012 and the school started taking 90 pupils since. The cohort size will increase on a yearly basis and the school is having permanent classrooms being built to replace the mobile class. If the expansion to 4 FE is agreed then the school will take 120 in Reception in Sept 2015 and again the cohort size will increase on a yearly basis rather than becoming a 840 place school on the 1 Sept 2015. Parsonage Farm is a good school and has the capacity to manage an increase in pupil numbers. The most important aspect of any school is the quality of teaching and there are already high quality teachers in the schools</p>
<p><b>Respondent 33</b> I am under no illusion an accept that by expanding the school the school will receive extra facilities and funding, but this still does not outweigh the factors against the building works. I will have come September three children at Parsonage Farm School. 1 in year one and two in reception. I found out recently that the children are currently without use of a library whilst works are ongoing, for the classrooms being built that have already been agreed too! My children do not go to the local library this is their only access to a library, and I feel taking this basic school facility away is detrimental to encouraging my children to read and use libraries in their future. The dinner hall is crowded, assemblies are uncomfortable, as my daughter complains that there is not enough room. and they are becoming lost within the numbers. I have recently been informed that lunch times will be staggered due to overcrowding and that children are being rushed in an out to finish their lunch. I'm sure it is a proven fact that if a child is hungry it is harder for them to concentrate on their education. The already increased numbers have made a significant and worrying increase in traffic and uncontrolled parking. I witness</p>	<p>Parent</p>	<p>There is site capacity for the school to be expanded to a 4FE school. If the expansion is agreed we will in fact increase the amount of play space available – a third playground will be built and we will be upgrading the existing outdoor play space as well in order to support the outdoor curriculum. The design is still at feasibility stage and other areas may still be considered as part of the physical expansion proposal. The impact of increased traffic is taken very seriously during planning processes and a joint effort is made by all involved to explore ways of mitigating the issues. Guarantees cannot be made to improve upon existing situations, but consultation is undertaken with Highways advisers in order to develop measures which will help to mitigate some of the additional impact Children's safety is our number one concern. We will require the contractors to work to schedules that will avoid major deliveries and site removals to occur at school opening and</p>

APPENDIX 2a: Representation Comments from Respondents and Proposer Responses

<p>on a daily basis parents struggling to get their children to school as roads become gridlocked and parking is not available. It is becoming increasingly dangerous for us who walk their children to school, as cars regularly mount the pavement to pass oncoming cars. There are no facilities to assist the children cross the road near the school. With the corners of Briscoe / Farm Road and Allen / Farm Road being a challenge for most adults to safely cross.</p> <p>Ultimately my major concern is the local Roads, they will not be able to safely cope with the increased traffic that will come with increased numbers. The roads cannot cope as it is. Emergency services would be slowed down as they would be unable to manoeuvre through the roads at busy periods. Residence is unable to access their own properties with their vehicles. There is inadequate public transport to support the numbers that will need to use them.</p> <p>On another note I also have massive concerns about the social development of children attending a school of this size. The transition between nursery - reception is already a big change in their life. Putting 4/5 year old children into a school of this size may be overwhelming and upsetting and take a longer period to adjust to school life. The small playground has already gone!!! Due to the building of the new classrooms.</p> <p>Parsonage Farm Primary School is stated as a community school, The school is rapidly losing its community spirit and will no longer serves as a community school if these expansion plans are agreed.</p>		<p>closing times. That actual site will of course be boarded and kept very separate from the children during the expected weeks of construction.</p> <p>During each stage of the process, a number of meetings will take place between the Schools, the Council and the contractors to make all the necessary arrangements to manage activity around the site and the school</p> <p>The school is confident that the benefits from having a larger school will enable them to provide an excellent education for all the pupils that attend the school.</p> <p>Parsonage Farm is a good school that is popular with pupils and parents, and we are confident that the strong leadership at the school will ensure that the school continues to be successful, popular and the focal point for the community.</p>
<p><b>Respondent 34</b></p> <p>As a resident in the area I am writing to formally object to the proposal to expand Parsonage Farm Primary school.</p>	<p>Local Resident</p>	
<p><b>Respondent 35</b></p> <p>I write to submit a formal objection to the proposed expansion of the above named school.</p> <p>I currently have two children in the school, one in year three</p>	<p>Parent</p>	<p>Parsonage Farm was built as a 3FE school but as the numbers were quite low in previous years the school rolls declined and the school had fewer pupils on roll. The school had three</p>

APPENDIX 2a: Representation Comments from Respondents and Proposer Responses

and one in reception. My son is already suffering with the expansion of the school to three forms as there is not enough room in the playground to accommodate the current pupils. He frequently arrives home with cuts and bruises having collided with another pupil in the playground. My daughter, who is a slow eater, is never permitted enough time to finish her lunch as the dining area cannot accommodate the sheer number of current pupils. If this is the case currently this already over stretched school will not be able to accommodate the extra children the proposal plans to bring to the school. I have, this evening, attended the meeting designed to reassure parents about these plans. I have to say that I was appalled to find that this meeting was planned for the night before the deadline for objections. Secondly I found myself being referred backwards and forwards from the Havering representatives and the head teacher who both seemed equally in equipped to answer our questions. I felt far from reassured.

The school is in a residential area on a road that is ill equipped to managing the existing volume of traffic, let alone that created by an increased intake. There are also serious implications for emergency vehicles being able to access Farm Road and the surrounding roads during drop off and collection times.

I feel that the proposed expansion will disrupt my children's education. Already the children are being disturbed by noise from current building works going on in the school. There is no consideration to children suffering from physical health conditions which may be affected by the dust.

It is my opinion that there are serious child safeguarding implications to the expansion of the school interns of the children's physical well being, being subjected to dust, over crowding and a lack of adequate capacity for meal times. There psychological well being could be affected becoming "just a number" in such an overly large school as well as implications for children who are perhaps not as confident

mobile classrooms on site and these were taken off as they were no longer needed. The pupil numbers in the area started to increase in September 2012 and the school started taking 90 pupils since. The cohort size will increase on a yearly basis and the school is having permanent classrooms being built to replace the mobile class. If the expansion to 4 FE is agreed then the school will take 120 in Reception in Sept 2015 and again the cohort size will increase on a yearly basis rather than becoming a 840 place school on the 1 Sept 2015. Parsonage Farm is a good school and has the capacity to manage an increase in pupil numbers. The most important aspect of any school is the quality of teaching and there are already high quality teachers in the schools

There is site capacity for the school to be expanded to a 4FE school. If the expansion is agreed we will in fact increase the amount of play space available – a third playground will be built and we will be upgrading the existing outdoor play space as well in order to support the outdoor curriculum.

The design is still at feasibility stage and other areas may still be considered as part of the physical expansion proposal.

The drop in sessions/meeting is not compulsory and the Local Authority has fulfilled its statutory duty regarding publishing statutory proposals.

The impact of increased traffic is taken very seriously during planning processes and a joint effort is made by all involved to explore ways of mitigating the issues. Guarantees cannot be made to improve upon existing situations, but consultation is undertaken with Highways advisers in order to develop measures which will help to mitigate some of the additional impact

The Local Authority is experienced in managing the delivery of projects on schools sites, working closely with the schools to minimise disruption for the children and staff; planning the stages of delivery carefully, and using school holidays where possible to carry out works that may otherwise cause disruption.

Whenever there is a change made to our schools, we make every effort to ensure that the quality of education and the welfare, safety and security of pupils is given the highest priority. We have an excellent track record for managing major building projects at primary schools and we aim to keep disruption to a minimum both for those teaching and learning as well as for anybody who lives close to the school.

APPENDIX 2a: Representation Comments from Respondents and Proposer Responses

<p>being overlooked. This proposal is ill conceived and takes an ambivalent attitude towards the well being of the current and future pupils of the school as well as a blatant disregard for the residents of the area.</p>		
<p><b>Respondent 36</b> I am sending this email in relation to the statutory notice given on 28 March 2014 regarding the expansion of Parsonage Farm Primary School as a resident of the local area in which I object.</p>	<p>Resident</p>	<p>Parsonage Farm was built as a 3FE school but as the numbers were quite low in previous years the school rolls declined and the school had fewer pupils on roll. The school had three mobile classrooms on site and these were taken off as they were no longer needed. The pupil numbers in the area started to increase in September 2012 and the school started taking 90 pupils since. The cohort size will increase on a yearly basis and the school is having permanent classrooms being built to replace the mobile class. If the expansion to 4 FE is agreed then the school will take 120 in Reception in Sept 2015 and again the cohort size will increase on a yearly basis rather than becoming a 840 place school on the 1 Sept 2015. Parsonage Farm is a good school and has the capacity to manage an increase in pupil numbers. The most important aspect of any school is the quality of teaching and there are already high quality teachers in the schools There is site capacity for the school to be expanded to a 4FE school The impact of increased traffic is taken very seriously during planning processes and a joint effort is made by all involved to explore ways of mitigating the issues. Guarantees cannot be made to improve upon existing situations, but consultation is undertaken with Highways advisers in order to develop measures which will help to mitigate some of the additional impact</p>
<p><b>Respondent 37</b> Totally disagree with this expansion, attended the meeting at the school this evening and voiced my concerns just hope you all listened to everyone's opinions and make sure when the traffic survey is done it is between 8.30 till 9.00 am and 2.30 till 3.30 and realise with that many more children there will be more cars and more danger to our children, build a new school to accommodate all these new people coming from other areas leave our school to be the LOCAL community school</p>	<p>Resident</p>	<p>Parking and traffic issues will be considered in full so that appropriate improvements or changes could be made. Through the planning process, the Highways team will be consulted and any recommendations or conditions will be fully considered. The impact of increased traffic is something which is taken very seriously during planning processes and a joint effort is made by all involved to explore ways of mitigating the issues. Guarantees cannot be made to improve upon existing situations, but consultation will be undertaken with the Highways Team and an external adviser in order to develop measures which will help to mitigate some of the additional impact.</p>
<p><b>Respondent 38</b> I have attended the meeting this evening regarding the expansion to a 4 form entry after gathering all the facts I would like to oppose the plans.</p>	<p>Parent</p>	<p>Parsonage Farm was built as a 3FE school but as the numbers were quite low in previous years the school rolls declined and the school had fewer pupils on roll. The school had three mobile classrooms on site and these were taken off as they were no longer needed. The pupil numbers in the area started to increase in September 2012 and the school started</p>

APPENDIX 2a: Representation Comments from Respondents and Proposer Responses

<p>I did fill out the online survey but I was told this evening that I also have to email my objections/concerns.</p> <p>1) The traffic and safety of pedestrians. It is very difficult to walk with your child within the surrounding roads of the school, this goes as far as Rainham road north. No lollypop ladies. No zebra crossings. It is an accident waiting to happen, with the volume of cars driving and parking often with no concern to others and now you plan to add more children and parents to this mayhem.</p> <p>2) I have not heard of any extra facilities being built to help accommodate the extra children. no plans for a bigger Assembly hall or dinner hall? It is already overcrowded with plans of staggering/shortening lunch times which means our children have to rush their food in order to enjoy some fresh air in the playground before lunchtime is over. Why should the children have to suffer or be disrupted?</p> <p>3) My child was allocated this school, I did NOT chose it. My choice was Brady (I live in Wennington road) Brady only has a 30 class intake each year which does effect the children's education why else is Brady a excellent school according to ofsted? Will this mean Parsonage will be down graded by ofsted in their next report as it would seem it is already stressed and can not achieve the excellent status.</p> <p>4) Many children are scared and fragile when starting school for the first time. How is it fair to 4 year old child coming from being at home or possibly a preschool (max class 30) then having to face not only 120 children in their year but the whole school 840! It seems children are not being considered at all which I think is very sad.</p> <p>5) I was told tonight that the expansion is to meet the demand within Rainham for school places due to various building works currently ongoing in the area. My concern is that the plans to extend Parsonage school by 90 children per year surely will still not be enough? I would have thought instead of planning gravel pits and prisons it would be far better for the Rainham community to build a new school to accommodate these future children or to say NO</p>	<p>taking 90 pupils since. The cohort size will increase on a yearly basis and the school is having permanent classrooms being built to replace the mobile class. If the expansion to 4 FE is agreed then the school will take 120 in Reception in Sept 2015 and again the cohort size will increase on a yearly basis rather than becoming a 840 place school on the 1 Sept 2015. Parsonage Farm is a good school and has the capacity to manage an increase in pupil numbers. The most important aspect of any school is the quality of teaching and there are already high quality teachers in the schools</p> <p>There is site capacity for the school to be expanded to a 4FE school. If the expansion is agreed we will in fact increase the amount of play space available – a third playground will be built and we will be upgrading the existing outdoor play space as well in order to support the outdoor curriculum.</p> <p>The design is still at feasibility stage and other areas may still be considered as part of the physical expansion proposal.</p> <p>The school being expanded to 4 FE will meet the required national space Standards. How classes are organised (and therefore their size) is a matter for the Governing Body and Headteacher, but a larger school does not automatically mean larger classes. Government legislation on Key Stage 1 class sizes limits the number of infant children in a class to 30 pupils per teacher.</p>
---	--

APPENDIX 2a: Representation Comments from Respondents and Proposer Responses

<p>when you receive a planning application for more and more housing bearing in mind there is not enough school places or doctors as it is in this area.</p>		
<p><b>Respondent 39</b>          This evening the 24th April I attended a drop in meeting at Parsonage Farm Primary School. I was there as a resident of the locale and also the because my two grandchildren, whom I take to and collect from the school, one being in reception and the other in year 3 attend.          I went to this "drop in meeting" with an open mind simply because the arrangements for this event had been organised the night prior to any objections being made.          This "drop in meeting" rather than allaying any doubts I had, simply heightened these. The questions raised by many both by myself and other parents were simply fob off or the blame culture emerged i.e. its the Local Authority, its the school, its the Government. In all this absolutely nothing to do with the of benefit for the children presently attending the school, was evidenced. What emerged was negative in the form of more traffic and parking problems in a residential area endangering children's journey to school, less space and facilities for children and overall children becoming just numbers. This is not in the best interest of children. Ofsted want was is in the best interest of children during the education and generally. Unfortunately this proposal is not. It is the duty of the Local Authority to consider the amount of extra traffic which is generated putting children's wellbeing at risk as presently there is nothing in place to control this. Will this happen when a child is seriously injured or unfortunately killed.          Pollution and noise will dispute and disturb children, during their education and play time, including outside activities such as PE and school sport days. I urge you to rethink these proposals which will not only adversely affect these children in the primary school days but will have an adverse effect on their secondary education as well.          Therefore I object strongly to the proposed arrangements for</p>	<p>Resident</p>	<p>Parking and traffic issues will be considered in full so that appropriate improvements or changes could be made. Through the planning process, the Highways team will be consulted and any recommendations or conditions will be fully considered.          The impact of increased traffic is something which is taken very seriously during planning processes and a joint effort is made by all involved to explore ways of mitigating the issues. Guarantees cannot be made to improve upon existing situations, but consultation will be undertaken with the Highways Team and an external adviser in order to develop measures which will help to mitigate some of the additional impact.          Whenever there is a change made to our schools, we make every effort to ensure that the quality of education and the welfare, safety and security of pupils is given the highest priority. We have an excellent track record for managing major building projects at primary schools and we aim to keep disruption to a minimum both for those teaching and learning as well as for anybody who lives close to the school.</p>

APPENDIX 2a: Representation Comments from Respondents and Proposer Responses

<p>the expansion and hope my objections are taken seriously</p> <p><b>Respondent 40</b></p> <p>I am writing to submit that I am completely against the expansion of parsonage farm primary school. My reasons are as follows:</p> <p>Already my children who attend parsonage farm school are suffering from the disruption being caused by building work taking place in the lower school area. My daughter in year two has complained about noise, dust and large vehicles coming and going. This is due to a staff car park being built, but what scares me is that my children will have to get used to this kind of work going on for a lot longer if these plans go ahead and I'm not happy about that at all.</p> <p>With regards to a four class intake, I think this is ludicrous! At the moment we are in the process of going from a two class in take to a three class intake, but only have reception and year one with three classes. At least wait until our school is at full capacity before you start loading us with another class per year, where on earth are you planning to put everyone? My daughter who is year 2, already has an inadequate classroom, far too small for her class and with no blinds at the windows. She very often comes home with headaches due to sun beating in on her whilst working.</p> <p>My older daughter in year 4, finds lunchtimes a stress at the moment, as there are already too many children and not enough school hall space, lunchtime is staggered. Sometimes she doesn't eat until 12.30pm and then only gets 15 minutes to eat her lunch. Often she has to move 2 or 3 times whilst eating so that the midday assistants can begin to clear up, which disgusts me. Imagine what lunchtime will be like with all those extra pupils?</p> <p>I used to attend parsonage farm school about 30 years ago, and my goodness has it changed since then and not for the better! It's loosing all the things that made it a brilliant and personal school.</p> <p>I have a daughter who has just been accepted to go to parsonage farm in September this year, and although I'm</p>	<p>Parent</p>	<p>Whenever there is a change made to our schools, we make every effort to ensure that the quality of education and the welfare, safety and security of pupils is given the highest priority. The Local Authority is experienced in managing the delivery of projects on schools sites, working closely with the schools to minimise disruption for the children and staff, planning the stages of delivery carefully, and using school holidays where possible to carry out works that may otherwise cause disruption.</p> <p>Parsonage Farm was built as a 3FE school but as the numbers were quite low in previous years the school rolls declined and the school had fewer pupils on roll. The school had three mobile classrooms on site and these were taken off as they were no longer needed. The pupil numbers in the area started to increase in September 2012 and the school started taking 90 pupils since. The cohort size will increase on a yearly basis and the school is having permanent classrooms being built to replace the mobile class. If the expansion to 4 FE is agreed then the school will take 120 in Reception in Sept 2015 and again the cohort size will increase on a yearly basis rather than becoming a 840 place school on the 1 Sept 2015. Parsonage Farm is a good school and has the capacity to manage an increase in pupil numbers. The most important aspect of any school is the quality of teaching and there are already high quality teachers in the schools</p> <p>There is site capacity for the school to be expanded to a 4FE school. If the expansion is agreed we will in fact increase the amount of play space available – a third playground will be built and we will be upgrading the existing outdoor play space as well in order to support the outdoor curriculum.</p> <p>The design is still at feasibility stage and other areas may still be considered as part of the physical expansion proposal.</p> <p>The impact of increased traffic is something which is taken very seriously during planning processes and a joint effort is made by all involved to explore ways of mitigating the issues. Guarantees cannot be made to improve upon existing situations, but consultation will be undertaken with the Highways Team and an external adviser in order to develop measures which will help to mitigate some of the additional impact.</p> <p>Parsonage Farm is a good school that is popular with pupils and parents, and we are confident that the strong leadership at the school will ensure that the school continues to be successful, popular and the focal point for the community.</p> <p>The school is confident that the benefits from having a larger school will enable them to provide an excellent education for all the pupils that attend the school</p>
--	---------------	---

APPENDIX 2a: Representation Comments from Respondents and Proposer Responses

<p>pleased that she will be going to school with her older sisters, it is purely for the reason of convenience and not totally through choice.          Lastly, I'm lucky as I live within a ten minute walk from the school, so hopefully parking will not be a problem for me, but I dread to think how this is going to effect people who need to drive their children to school and how people living in the surrounding roads will cope with the mass of traffic.          I hope you will take my opinion on board, after all I will have three children at parsonage farm school by September and their future is my main concern</p>		
<p><b>Respondent 41</b>          As a parent at Parsonage Farm I am absolutely disgusted at the plans to expand the school, we have already suffered with a third reception class which I feel is too much for the school to cope with, down to the ratio in the playground with only 1 teacher and 1 mid day assistant amongst 240 children already if not more.          The continuous letters about parking and congestion at school drop off and pick up times which become a problem with the third reception class and traffic wardens giving out tickets every day due to lack of parking, even down to being able to watching our children in concerts we now have to purchase tickets due to limited space for parents so what happens with yet another class.....???? We as parents have to suffer.          What happened to Parsonage Farms reputation for being an excellent school??? There are children there including my own that struggle in some subjects and do not receive the full help that they should be, instead they think it's a great idea to take on more children leaving even less time if not no time at all to the pupils already attending the school that need the help or higher achievers to excel even more.          I am deeply concerned for not only my child's education but the other parents and children too, I feel the school wants to gain the best name and reputation for accommodating to anyone when this should not be the case, we are a local</p>	<p>Parent</p>	<p>Parsonage Farm was built as a 3FE school but as the numbers were quite low in previous years the school rolls declined and the school had fewer pupils on roll. The school had three mobile classrooms on site and these were taken off as they were no longer needed. The pupil numbers in the area started to increase in September 2012 and the school started taking 90 pupils since. The cohort size will increase on a yearly basis and the school is having permanent classrooms being built to replace the mobile class. If the expansion to 4 FE is agreed then the school will take 120 in Reception in Sept 2015 and again the cohort size will increase on a yearly basis rather than becoming a 840 place school on the 1 Sept 2015.          There is site capacity for the school to be expanded to a 4FE school. If the expansion is agreed we will in fact increase the amount of play space available – a third playground will be built and we will be upgrading the existing outdoor play space as well in order to support the outdoor curriculum.          The design is still at feasibility stage and other areas may still be considered as part of the physical expansion proposal          A larger school will give more possibilities to retain high quality teaching staff and provide a more diverse curriculum through the use of additional resources and funding. A larger school can also provide more flexibility for personalised learning.          Parsonage Farm is a good school that is popular with pupils and parents, and we are confident that the strong leadership at the school will ensure that the school continues to be successful, popular and the focal point for the community.          The school is confident that the benefits from having a larger school will enable them to provide an excellent education for all the pupils that attend the school.</p>



APPENDIX 2a: Representation Comments from Respondents and Proposer Responses

<p>community and should be kept as we are and concentrate on our present pupils and future pupils from in and around the area.</p> <p>I myself attended Parsonage Farm and it sickens me that the reputation of the school is on a fast downward spiral because of the expansion. Parsonage Farms reputation is at high risk with talk of people thinking of alternative schooling already if the plans go ahead, not to mention the high turn over of teachers each year.</p> <p>Let's hope that it can be understood from a parents perspective and it doesn't all fall on the decision of more money for the school as surely our children's education and upbringing is far more important than being "quids in</p>	<p>Parent and local resident</p>	<p>The impact of increased traffic is something which is taken very seriously during planning processes and a joint effort is made by all involved to explore ways of mitigating the issues. Guarantees cannot be made to improve upon existing situations, but consultation will be undertaken with the Highways Team and an external adviser in order to develop measures which will help to mitigate some of the additional impact.</p> <p>When deciding which schools are suitable for expansion, the council considered schools which match the following criteria:</p> <ul style="list-style-type: none"> <li>• They can be expanded as they have site capacity</li> <li>• They are located accessibly to where there is increased pressure on places</li> <li>• They are sufficiently educationally secure and resilient to have the capacity to manage a significant increase in size without adverse impacts on standards</li> <li>• There is a clear aspiration on the part of the school to manage the expansion</li> <li>• The expansion should provide value for money</li> </ul> <p>Brady does not have the space capacity to accommodate an expansion in their existing site</p> <p>There is site capacity for Parsonage Farm school to be expanded to a 4FE school. If the expansion is agreed we will in fact increase the amount of play space available – a third playground will be built and we will be upgrading the existing outdoor play space as well in order to support the outdoor curriculum.</p> <p>The design is still at feasibility stage and other areas may still be considered as part of the physical expansion proposal.</p>
<p><b>Respondent 42</b></p> <p>As a parent and local resident, Parsonage has already increased from September 2013 to a three class intake , which the local area is seeing the negative effect of with congestion and parking causing numerous issues with residents. Pavements are now even more congested with children and the increase in cars is an accident waiting to happen. What traffic provisions will be in force to cope with the increase in numbers including that of local transport services , which will be adversely affected.</p> <p>The facilities in the school are already affected , with the three class intake with the loss of the Library and ICT Suite to the detriment of the pupils so how do they propose to cope with even more children and the lack of space and facilities? .</p> <p>I understand that one of the reasons for Parsonage to expand was good transport links ? Then why not expand the two other schools in Rainham, Brady and Rainham Village both have bus stops close to the school and Rainham Village has plenty of available land to the rear with a bus stop right outside !</p> <p>Brady is currently a one class intake which you could increase to two , inline with other schools in Havering , again with good transport links .</p> <p>Parsonage is indeed a good school, but it has already</p>	<p>Parent and local resident</p>	<p>The impact of increased traffic is something which is taken very seriously during planning processes and a joint effort is made by all involved to explore ways of mitigating the issues. Guarantees cannot be made to improve upon existing situations, but consultation will be undertaken with the Highways Team and an external adviser in order to develop measures which will help to mitigate some of the additional impact.</p> <p>When deciding which schools are suitable for expansion, the council considered schools which match the following criteria:</p> <ul style="list-style-type: none"> <li>• They can be expanded as they have site capacity</li> <li>• They are located accessibly to where there is increased pressure on places</li> <li>• They are sufficiently educationally secure and resilient to have the capacity to manage a significant increase in size without adverse impacts on standards</li> <li>• There is a clear aspiration on the part of the school to manage the expansion</li> <li>• The expansion should provide value for money</li> </ul> <p>Brady does not have the space capacity to accommodate an expansion in their existing site</p> <p>There is site capacity for Parsonage Farm school to be expanded to a 4FE school. If the expansion is agreed we will in fact increase the amount of play space available – a third playground will be built and we will be upgrading the existing outdoor play space as well in order to support the outdoor curriculum.</p> <p>The design is still at feasibility stage and other areas may still be considered as part of the physical expansion proposal.</p>

APPENDIX 2a: Representation Comments from Respondents and Proposer Responses

<p>expanded and building work being underway to cater for this, taking away the reception play area and play areas for the upper school and now you want to expand again to 120 intake , where do you propose to fit all these children and what provisions are you putting in with regards to school lunchtimes (taking into account free school dinners from Sept ) , assemblies and concerts with which the hall is at a full capacity at the moment and doubling the size would make it worse.</p> <p>Ultimately Parsonage Farm is a local community school already oversubscribed and the local area it serves cannot cope with the excessive traffic conditions and the influx of children from outer areas.</p> <p>I look forward to your response and would like to see the results of the traffic survey when it is undertaken</p>		<p>Parsonage Farm is a good school that is popular with pupils and parents, and we are confident that the strong leadership at the school will ensure that the school continues to be successful, popular and the focal point for the community.</p> <p>Parking and traffic issues will be considered in full so that appropriate improvements or changes could be made. Through the planning process, the Highways team will be consulted and any recommendations or conditions will be fully considered.</p> <p>The impact of increased traffic is something which is taken very seriously during planning processes and a joint effort is made by all involved to explore ways of mitigating the issues. Guarantees cannot be made to improve upon existing situations, but consultation will be undertaken with the Highways Team and an external adviser in order to develop measures which will help to mitigate some of the additional impact</p>
<p><b>Respondent 43</b></p> <p>I have left it to this stage to voice why I am against the proposed expansion of parsonage farm school as I wanted to get as much feedback and answers to my concerns from the school and council as possible.</p> <p>After today's drop in meeting I still feel strongly against the expansion and feel none of the benefits will outweigh the most pressing issue, the safety of my child.</p> <p>The traffic has become an increasing problem around the school. These roads were not made to deal with the volume of people parking and driving down to drop off/ pick up their children. The visibility on cross roads leading to the school is a real issue. By making roads busier, the safety of our children is being compromised. Recently a member of staff at parsonage farm school had an accident for this very reason.</p> <p>I also have concerns to the work planning to be carried out causing disruption to my children. My youngest starts school this sept and will be one of the youngest. This is going to be a very big step for him. He is already receiving help for speech problems which I was assured would continue once he started school. He also has found it hard still settling at Pre school</p>	<p>Local Resident</p>	<p>Whenever there is a change made to our schools, we make every effort to ensure that the quality of education and the welfare, safety and security of pupils is given the highest priority. We have an excellent track record for managing major building projects at primary schools and we aim to keep disruption to a minimum both for those teaching and learning as well as for anybody who lives close to the school.</p> <p>If the expansion is agreed we will in fact increase the amount of play space available – a third playground will be built and we will be upgrading the existing outdoor play space as well in order to support the outdoor curriculum.</p> <p>The design is still at feasibility stage and other areas may still be considered as part of the physical expansion proposal.</p> <p>Parsonage Farm is a good school that is popular with pupils and parents, and we are confident that the strong leadership at the school will ensure that the school continues to be successful, popular and the focal point for the community.</p> <p>The school is confident that the benefits from having a larger school will enable them to provide an excellent education for all the pupils that attend the school</p>

APPENDIX 2a: Representation Comments from Respondents and Proposer Responses

<p>and lacks confidence. As a mother I have become increasingly anxious about him stating at school. With all this disruption possibly going ahead it is increasingly worrying. My eldest is in year 1 and is being effected from the small amount of work already being carried out. He has had no library for a number of weeks due to the work. Although in my house this is not a great problem as I have many books. Some parents work long ours and are unable to take there children to the library or have money to buy their own books. This is something that every school should provide at all times. Routine is important to children especially the younger children or children who are autistic. I believe the planned works will prevent the new children from settling into an established routine.</p> <p>There is also the problem of lunch times. To cope they have now started separating lunch breaks. The older ones now have there lunch much later. I think they go far too long without eating or drinking. How are they expected to concentrate and learn when hungry.</p> <p>I hope my concerns as others are taken note of. We are a strong community school. And as we were told at the meeting, there is not a catchment area, so our school may be compromised by this expansion.</p> <p><b>Respondent 44</b></p>	<p>Whenever there is a change made to our schools, we make every effort to ensure that the quality of education and the welfare, safety and security of pupils is given the highest priority. We have an excellent track record for managing major building projects at primary schools and we aim to keep disruption to a minimum both for those teaching and learning as well as for anybody who lives close to the school.</p> <p>If the expansion is agreed we will in fact increase the amount of play space available – a third playground will be built and we will be upgrading the existing outdoor play space as well in order to support the outdoor curriculum. The design is still at feasibility stage and other areas may still be considered as part of the physical expansion proposal.</p>	<p>A Parent</p>
<p>I am under no illusion an accept that by expanding the school the school will receive extra facilities and funding, but this still does not outweigh the factors against the building works. We will have come September two children at Parsonage Farm School. 1 in year one and one in reception. I found out recently that the children are currently without use of a library whilst works are ongoing, for the classrooms being built that have already been agreed too! My children do not go to the local library this is their only access to a library, and I feel taking this basic school facility away is detrimental to encouraging my children to read and use libraries in their future.</p> <p>The dinner hall is crowded, assemblies are uncomfortable, as</p>	<p>How classes are organised (and therefore their size) is a matter for the Governing Body and Headteacher, but a larger school does not automatically mean larger classes. Government legislation on Key Stage 1 class sizes limits the number of infant children in a class to 30 pupils per teacher.</p> <p>Parking and traffic issues will be considered in full so that appropriate improvements or changes could be made. Through the planning process, the Highways team will be consulted and any recommendations or conditions will be fully considered. The impact of increased traffic is something which is taken very seriously during planning processes and a joint effort is made by all involved to explore ways of mitigating the issues. Guarantees cannot be made to improve upon existing situations, but consultation will be</p>	

APPENDIX 2a: Representation Comments from Respondents and Proposer Responses

<p>my daughter complains that there is not enough room. and they are becoming lost within the numbers.</p> <p>I have recently been informed that lunch times will be staggered due to overcrowding and that children are being rushed in an out to finish their lunch. I'm sure it is a proven fact that if a child is hungry it is harder for them to concentrate on their education.</p> <p>The already increased numbers have made a significant and worrying increase in traffic and uncontrolled parking. I witness on a daily basis parents struggling to get their children to school as roads become gridlocked and parking is not available. It is becoming increasingly dangerous for us who walk their children to school, as cars regularly mount the pavement to pass oncoming cars. There are no facilities to assist the children cross the road near the school. With the corners of Briscoe / Farm Road and Allen / Farm Road being a challenge for most adults to safely cross.</p> <p>Ultimately my major concern is the local Roads, they will not be able to safely cope with the increased traffic that will come with increased numbers. The roads cannot cope as it is. Emergency services would be slowed down as they would be unable to manoeuvre through the roads at busy periods. Residence are unable to access their own properties with their vehicles. There is inadequate public transport to support the numbers that will need to use them.</p> <p>On another note I also have massive concerns about the social development of children attending a school of this size. The transition between nursery - reception is already a big change in their life. Putting 4/5 year old children into a school of this size may be overwhelming and upsetting and take a longer period to adjust to school life. The small playground has already gone!!! Due to the building of the new classrooms.</p> <p>Parsonage Farm Primary School is stated as a community school, The school is rapidly losing its community spirit and will no longer serve as a community school if these</p>		<p>undertaken with the Highways Team and an external adviser in order to develop measures which will help to mitigate some of the additional impact</p> <p>Parsonage Farm is a good school that is popular with pupils and parents, and we are confident that the strong leadership at the school will ensure that the school continues to be successful, popular and the focal point for the community.</p> <p>Parsonage Farm is a good school and has the capacity to manage an increase in pupil numbers. The most important aspect of any school is the quality of teaching and there are already high quality teachers in the schools. We are confident that the strong leadership at the school will ensure that the school continues to be successful, popular and the focal point for the community.</p>
--	--	--

<p>expansion plans are agreed.</p> <p><b>Respondent 45</b></p> <p>I am a parent of a pupil at Parsonage Farm primary school, we was made aware very recently of planned expansion works to the school expanding to a four form intake from September 2015.</p> <p>I always wanted my children to attend parsonage farm school from the moment I knew I was becoming a parent. It is a school that has been the centre of education provision in Rainham for many years, parents of children currently attending the school now attended in their early years.</p> <p>When I knew it was already a three form intake I was pleased as I felt confident my child would be granted a place within the school and to my delight he was.</p> <p>Weeks before my child was due to start I began hearing negative comments about the standards of education being received by children at the school.</p> <p>My child began his education journey at parsonage farm in September 2013, overall my child is happy at school and enjoys attending school daily, I as a parent have had concerns that I feel if yet another expansion was to happen would only lead to situations becoming harder to manage.</p> <p>My main issue to date with the school has been my child, who is very small in height for his age, had been pushed in the playground during lunch hours by an older child. this happened two consecutive days resulting in my child receiving a head injury! I wanted the child to be reprimanded but was told the staff find it difficult to monitor all situations at lunchtime due to high volumes of children. so with another expansion imminent how will the staff cope? and how many more children will receive injuries as staff can not "monitor" all children in the playground? now you may say adding more staff will help but personally I feel having the minimal amount of staff regulations allow is NOT enough to prevent such incidents! I strongly believe there will be an increase in bullying type complaints after the proposed expansion takes place.</p>	<p>A parent</p>	<p>A larger school will give more possibilities to retain high quality teaching staff and provide a more diverse curriculum through the use of additional resources and funding. A larger school can also provide more flexibility for personalised learning.</p> <p>School leaders believe it is very important to retain their individual ethos for the school and will ensure this is a priority.</p> <p>There is site capacity for the school to be expanded to a 4FE school. If the expansion is agreed we will in fact increase the amount of play space available – a third playground will be built and we will be upgrading the existing outdoor play space as well in order to support the outdoor curriculum.</p> <p>The design is still at feasibility stage and other areas may still be considered as part of the physical expansion proposal</p> <p>Parking and traffic issues will be considered in full so that appropriate improvements or changes could be made. Through the planning process, the Highways team will be consulted and any recommendations or conditions will be fully considered.</p> <p>The impact of increased traffic is something which is taken very seriously during planning processes and a joint effort is made by all involved to explore ways of mitigating the issues. Guarantees cannot be made to improve upon existing situations, but consultation will be undertaken with the Highways Team and an external adviser in order to develop measures which will help to mitigate some of the additional impact</p>
--	-----------------	---

APPENDIX 2a: Representation Comments from Respondents and Proposer Responses

<p>My next concern is lunch time. My child always comes out of school hungry with a half eaten packed lunch. It has been brought to parents attention children are rushed through lunch to account for the amount of children needing to eat lunch and as of yet there as been no clear resolve for this for when the expansion takes place. Children have also said they eat in silence with some children expressing they are not allowed to talk whilst eating. I find this worrying as discussion over the dinner table is an important part of child hood interaction and important to personal, social and emotional development (or its equivalence in up to date framework)</p> <p>Another of my concerns is how havering are planning to manage Farm road during drop off and pick up hours? when the road is being wardened or the havering cctv car is driving around the surrounding roads the congestion is minimalized but when this isn't happening local driveways are blocked , cars mount the pedestrian walkway with all FOUR wheels on the pavement and in one occurrence myself and another parent with prams (one of which a twin side by side pram) were told by the driver to "just walk in the road and stop moaning!" whilst traffic is at it's peak!! also there is no clear indication to drivers regarding parking if it is two wheels on or no wheels on the pavement like along other roads e.g. parsonage road. this causes the road to become blocked as parents park opposite other cars both having all wheels in the road. With more parents having to drive children into school due to work commitments, adding another 30 potential driving parents could make the traffic situation worse.</p> <p>I would like to end this email saying I think the intentions of opening up to other boroughs is brilliant as some areas don not offer a school with such a strong leader and with the promise of an outstanding education, but the staff and local area need to be able to cope with such a dramatic increase and I, personally, do not see any evidence or reassurance by Havering or the school that this is the case.</p>		
--	--	--

APPENDIX 2a: Representation Comments from Respondents and Proposer Responses

<p><b>Respondent 46</b> I strongly object to the new classrooms being built at Parsonage farm school. It will no longer be a village school and the parking round the school now us terrible. I cannot see any benefits to the community what so ever. I expect the plans have already been passed but it will be a great shame if this goes ahead</p> <p><b>Respondent 47</b> I am under no illusion and accept that by expanding the school the school will receive extra facilities and funding, but this still does not outweigh the factors against the building works. I have 1 child currently in reception and my 2nd child will be starting there in 2016. By then there will be an extra 90 children at the school compared to when my daughter started there last year. found out recently that the children are currently without use of a library whilst works are ongoing, for the classrooms being built that have already been agreed too! My children do not go to the local library this is their only access to a library, and I feel taking this basic school facility away is detrimental to encouraging my children to read and use libraries in their future. The dinner hall is crowded, assemblies are uncomfortable, as my daughter complains that there is not enough room. and they are becoming lost within the numbers. I have recently been informed that lunch times will be staggered due to overcrowding and that children are being rushed in an out to finish their lunch. I'm sure it is a proven fact that if a child is hungry it is harder for them to concentrate on their education. Increased numbers have made a significant and worrying increase in traffic and uncontrolled parking. I witness on a daily basis parents struggling to get their children to school as roads become gridlocked and parking is not available. It is becoming increasingly dangerous for us who walk their children to school, as cars regularly</p>	<p>Resident</p> <p>Parent</p>	<p>Parking and traffic issues will be considered in full so that appropriate improvements or changes could be made. Through the planning process, the Highways team will be consulted and any recommendations or conditions will be fully considered. Parsonage Farm is a good school that is popular with pupils and parents, and we are confident that the strong leadership at the school will ensure that the school continues to be successful, popular and the focal point for the community. The school is confident that the benefits from having a larger school will enable them to provide an excellent education for all the pupils that attend the school</p> <p>There is site capacity for the school to be expanded to a 4FE school. If the expansion is agreed we will in fact increase the amount of play space available – a third playground will be built and we will be upgrading the existing outdoor play space as well in order to support the outdoor curriculum. The design is still at feasibility stage and other areas may still be considered as part of the physical expansion proposal.</p> <p>A larger school will give more possibilities to retain high quality teaching staff and provide a more diverse curriculum through the use of additional resources and funding. A larger school can also provide more flexibility for personalised learning. School leaders believe it is very important to retain their individual ethos for the school and will ensure this is a priority. The school is confident that the benefits from having a larger school will enable them to provide an excellent education for all the pupils that attend the school</p> <p>How classes are organised (and therefore their size) is a matter for the Governing Body and Headteacher, but a larger school does not automatically mean larger classes. Government legislation on Key Stage 1 class sizes limits the number of infant children in a class to 30 pupils per teacher.</p> <p>The impact of increased traffic is taken very seriously during planning processes and a joint effort is made by all involved to explore ways of mitigating the issues. Guarantees cannot be</p>
--	-------------------------------	---

APPENDIX 2a: Representation Comments from Respondents and Proposer Responses

<p>mount the pavement to pass oncoming cars. There are no facilities to assist the children cross the road near the school. With the corners of Briscoe / Farm Road and Allen / Farm Road being a challenge for most adults to safely cross. Ultimately my major concern is the local Roads, they will not be able to safely cope with the increased traffic that will come with increased numbers. The roads cannot cope as it is. Emergency services would be slowed down as they would be unable to manoeuvre through the roads at busy periods. I myself live down farm road and myself and other residents are unable to access their own properties with their vehicles. There is inadequate public transport to support the numbers that will need to use them.</p> <p>On another note I also have massive concerns about the social development of children attending a school of this size. The transition between nursery - reception is already a big change in their life. Putting 4/5 year old children into a school of this size may be overwhelming and upsetting and take a longer period to adjust to school life. The small playground has already gone!!! Due to the building of the new classrooms.</p> <p>Parsonage Farm Primary School is stated as a community school, The school is rapidly losing its community spirit and will no longer serve as a community school if these expansion plans are agreed. When I selected this school as the school I wanted her to attend seemed like a perfect school for her now facilities have been taken away and the school is being run more like a business rather than "the children are the most important thing" as was relayed to us during our initial school visits</p> <p><b>Respondent 48</b>          Would just to say. My two children went to this school. Was a lovely village school in their day. Can't see what will be achieved be doing this work. That was probably already passed. Parking in Allen Rd already chaos nowhere to park.. I am a resistant in Allen Rd. And see the chaos it causes. . It's</p>	<p>A Parent</p>	<p>made to improve upon existing situations, but consultation is undertaken with Highways advisers in order to develop measures which will help to mitigate some of the additional impact</p> <p>Parsonage Farm is a good school that is popular with pupils and parents, and we are confident that the strong leadership at the school will ensure that the school continues to be successful, popular and the focal point for the community.</p> <p>Parking and traffic issues will be considered in full so that appropriate improvements or</p>
--	-----------------	---



APPENDIX 2a: Representation Comments from Respondents and Proposer Responses

<p>an accident waiting to happen. It would be interesting to know where these people live . Who back the plans obviously don't care.</p> <p><b>Respondent 49</b>          After attending the drop on session at the school last night I felt it necessary to register my views as a parent/resident. I have serious concerns regarding the safety aspects around the residential streets adjacent to the school should the intake be pushed any further. As it is at present, walking my son to school is tantamount to taking your life in your own hands. Cars double parked, parked over driveways, stopping and panic dropping at the gates makes it almost impossible to navigate our way to school without an incident, no matter how trivial the incident may be. As far as I am concerned increasing the traffic would be catastrophic, an accident waiting to happen. Pupils will obviously be travelling from further afield rendering it necessary to be brought by car. Making Farm Road a no parking road would only push traffic/parking out further.          Aside from this my parents live in Abbots Close, very close to the school, and feel they cannot take their car out during 8.30am/9.15 and 2.45/3.30pm as it is impossible to get the car through Allen Road or the surrounding roads. An even more serious issue would be if any emergency services were required anywhere in this area during these times.          I would urge you to take these matters into account before making any decision.          As a parent I do feel it would be detrimental to the school also with dinner times/ assemblies/pe spaces affected but understand after voicing these concerns last night they would have no baring on a decision which does seem unfair. We as parents selected this school for a reason and would be upset should these irrevocable changes go ahead.          The point of utmost importance here however is safety and I do feel this would be seriously compromised should Parsonage Farm be made a larger school.</p>	<p>Parent/ Resident</p>	<p>changes could be made. Through the planning process, the Highways team will be consulted and any recommendations or conditions will be fully considered.</p> <p>Parsonage Farm is a good school that is popular with pupils and parents, and we are confident that the strong leadership at the school will ensure that the school continues to be successful, popular and the focal point for the community.</p> <p>Parking and traffic issues will be considered in full so that appropriate improvements or changes could be made. Through the planning process, the Highways team will be consulted and any recommendations or conditions will be fully considered</p> <p>The impact of increased traffic is something which is taken very seriously during planning processes and a joint effort is made by all involved to explore ways of mitigating the issues. Guarantees cannot be made to improve upon existing situations, but consultation will be undertaken with the Highways Team and an external adviser in order to develop measures which will help to mitigate some of the additional impact</p> <p>There is site capacity for the school to be expanded to a 4FE school. If the expansion is agreed we will in fact increase the amount of play space available – a third playground will be built and we will be upgrading the existing outdoor play space as well in order to support the outdoor curriculum.          The design is still at feasibility stage and other areas may still be considered as part of the physical expansion proposal.</p> <p>Whenever there is a change made to our schools, we make every effort to ensure that the quality of education and the welfare, safety and security of pupils is given the highest priority.          Children's safety is our number one concern. We will require the contractors to work to schedules that will avoid major deliveries and site removals to occur at school opening and closing times. That actual site will of course be boarded and kept very separate from the children during the weeks of construction.          We have an excellent track record for managing major building projects at primary schools and we aim to keep disruption to a minimum both for those teaching and learning as well as for anybody who lives close to the school.</p>
--	-----------------------------	--

APPENDIX 2a: Representation Comments from Respondents and Proposer Responses

<p><b>Respondent 50</b></p> <p>Please note my objection to the proposal to expand the capacity at Parsonage Farm Primary School from 486 pupils to 840 pupils.</p> <p>Since the fairly recent increase in admissions from 60 to 90 that happened in 2012/2013 - which obviously still has not filtered through to all years - there have been noticeable and unacceptable increases in the levels of traffic and road congestion caused by increased volumes of cars and lack of parking facilities. This is already an issue for residents and even without the above proposal the situation will continue to worsen based on changes to admissions already in place.</p> <p>The changes in 2012/2013 increased pupil numbers from 420 to 630 and these new proposals will add an additional 210 pupils effectively doubling the number of pupils at this site in under a 10 year period - with no evidence of any solutions to the already significant traffic, parking or child safety issues within the proposals.</p> <p>This does also not factor in the additional impact to residents of increased noise and pedestrian traffic in the surrounding areas.</p> <p>It also takes the number of pupils at this school to 120 per year admission - in line with the highest in the borough.</p> <p>I believe there is strong objection from both residents and parents alike which the school or council do not seem to care about.</p> <p>Despite strong objections in the initial consultation from parents and residents a decision was made to still to proceed with this proposal. Does this mean that regardless of local opinion this proposal will proceed? Following a rejection by the school board to proposals at Uppminster School - the decision not to proceed has already been made.</p> <p>I note that despite an increase in admissions already current development proposals only provide 3 additional classrooms for the extra form in each of the seven years.</p> <p>Surely it makes sense - given the scale of the need to consider other schools in the area or a complete new build for</p>	<p>Resident</p>	<p>Parsonage Farm was a 3FE school but as the numbers were quite low in previous years the school rolls declined and the school had less pupils on roll. The school had three mobile classrooms on site and these were taken off as they were no longer needed. The pupil numbers in the area started to increase in September 2012 and the school started taking 90 pupils since. The cohort size will increase on a yearly basis and the school is having permanent classrooms being built to replace the mobile class. If the expansion to 4 FE is agreed then the school will take 120 in Reception in Sept 2015 and again the cohort size will increase on a yearly basis rather than becoming a 840 place school on the 1 Sept 2015</p> <p>Under the Education and Inspections Act 2006, Section 7, a local authority may publish a notice under the section inviting proposals for the establishment of certain types of new schools. However, Havering is currently considering the expansion of existing schools. This is because identified local need in Havering is spread across a wide geographical location and a single school in one location could not effectively address the demand that has been identified. There are strong educational benefits in building on the success of one or more of our popular and high performing schools where there is an established and strong Senior Leadership Team</p> <p>The extra school places are created for local children as we have planned to ensure that any extra places created are close to the area where there is identified additional need. Our aim is to ensure that there are enough places to allow children to attend a local school if they chose to do so. We are required to follow school admissions rules as set out in The Admissions Code 2010 in allocating places within any school</p> <p>A larger school will give more possibilities to retain high quality teaching staff and provide a more diverse curriculum through the use of additional resources and funding. A larger school can also provide more flexibility for personalised learning.</p> <p>School leaders believe it is very important to retain their individual ethos for the school and will ensure this is a priority.</p> <p>The school is confident that the benefits from having a larger school will enable them to provide an excellent education for all the pupils that attend the school</p>
--	-----------------	--

APPENDIX 2a: Representation Comments from Respondents and Proposer Responses

<p>the borough. It seems that the current proposals - excluding this additional increase at Parsonage Farm - would be sufficient to meet anticipated demand in Rainham and South Hornchurch.</p> <p>Parsonage Farm is not the only local school with the potential available space to accommodate these additional students and the school should not be considered in my opinion. The decisions being made are wrong and do not address all of the relevant issues. They simply bring together a need for new school places and willingness by the school and governors to expand - despite the feelings of existing parents and local residents.</p> <p><b>Respondent 51</b> I would like to express my objections to the expansion of parsonage farm primary school, I have a number of reason for my objections, but can I firstly add that I have found the statutory notice misleading and factually incorrect. I also feel that these inaccuracies may have stopped a lot of people opposing as they are under the impression these proposed work have in fact already been passed, so there would be no point on spending time submitting objections if the decision was already agreed. I also feel that leaving a drop in session until the day before objection deadline has not given parents/residence enough time to actually process information in regards to the effect this expansion will have on their future.</p> <p>The section I find misleading is where the proposed expansions refer to 2 phases. phase one has already been agreed and this is causing a lot of confusion amongst parents because it is included in the complete proposal that is available for download via a link that is displayed in the statutory notice written by Joy Hollister and published on the 28th March. Why are we being mislead and given notice about a section that has already been agreed with a second phase that is only in proposal stage? I also find the pupil numbers on the statutory notice very</p>	<p>A parent</p>	<p>Parsonage Farm was a 3FE school but as the numbers were quite low in previous years the school rolls declined and the school had fewer pupils on roll. The school had three mobile classrooms on site and these were taken off as they were no longer needed. The pupil numbers in the area started to increase in September 2012 and the school started taking 90 pupils since. The cohort size will increase on a yearly basis and the school is having permanent classrooms being built to replace the mobile class. If the expansion to 4 FE is agreed then the school will take 120 in Reception in Sept 2015 and again the cohort size will increase on a yearly basis rather than becoming a 840 place school on the 1 Sept 2015</p> <p>Careful planning with the full co-operation of all parties can avoid most disruption and many children are likely to see it as an adventure and something exciting to look forward to. The Council will work together with the school staff, governors and parents/carers to ensure that any possible disruption is kept to an absolute minimum.</p> <p>Whenever there is a change made to our schools, we make every effort to ensure that the quality of education and the welfare, safety and security of pupils is given the highest priority. We have an excellent track record for managing major building projects at primary schools and we aim to keep disruption to a minimum both for those teaching and learning as</p>
--	-----------------	---

APPENDIX 2a: Representation Comments from Respondents and Proposer Responses

<p>confusing and unclear. it refers to us as a three form entry proposing to go to a four form entry. it currently states our capacity is only 486 (these numbers are not consistent with a three form entry rolled out throughout the whole school) our current capacity should state 630 if we were are a three form entry for the entire school. (which if I am correct will be the case form sept 2014)</p> <p>My major concern is the safety of my children, this includes the travelling to and from school safely, I feel this proposed expansion will put this in jeopardy as the infrastructure of the surrounding road will not be able to cope, if there is a need for emergency services at busy school run times the response times will inevitably be increased due to vehicle volumes potentially putting lives at risk.</p> <p>Health and safety is another issue with building works whilst my children are at school. There have already been complaints to the school in regards to a dangerous gate that was a result of the current expansion, this took a number of weeks to be rectified, and in my opinion is not satisfactory when risk assessment and method statements should have been carried out in advance. It show poor management of the current project, which is only a small project in comparison to the second phase you are proposing. If the current project is not being managed satisfactory what reassurance do we have that any future works will be carried out in the correct manor with our children's safety being top priority.</p> <p>Overcrowding of playgrounds, dinner hall, and assembly are considered another safety issue as personal space will be limited, potentially causing more tension amongst peers. For weaker and shy children a school of the proposed size will be intimidating and potentially cause a child to become more withdrawn. again with the proposed expansion you will take away any personal touch of the school, it will not be possible to keep the friendly reception that children are welcomed to in the mornings with a "Good Morning Bobby" "Lovely to see you Hannah" from a chirpy friendly member of staff waiting for them at the gate. it quiet simply will not be possible for staff</p>		<p>well as for anybody who lives close to the school.</p> <p>In many cases, building contractors will run awareness raising sessions for pupils which highlight health and safety issues around building sites and will undertake supervised tours for children to see the work taking place.</p> <p>There is site capacity for the school to be expanded to a 4FE school. If the expansion is agreed we will in fact increase the amount of play space available – a third playground will be built and we will be upgrading the existing outdoor play space as well in order to support the outdoor curriculum.</p> <p>The design is still at feasibility stage and other areas may still be considered as part of the physical expansion proposal.</p> <p>Parsonage Farm is a good school that is popular with pupils and parents, and we are confident that the strong leadership at the school will ensure that the school continues to be successful, popular and the focal point for the community.</p>
---	--	--

APPENDIX 2a: Representation Comments from Respondents and Proposer Responses

<p>members to remember 840 children's name to greet them. Our children deserve to go to friendly welcoming schools where they will safe and secure, and reassured that they are known to teachers.</p> <p>There is no mention of increasing facilities within the proposal for additional lunch halls, does this mean following the proposed expansion if it was to go ahead there will then be a need for further construction to cope with these issues, again potentially causing further disruption to current pupils whilst building works are being carried out.</p> <p>It seems that all funding and benefits for this expansion go to future children and little thought about the effect and disruption that these proposals will cause current pupils who will NOT benefit. Why is their current funding not being used to their advantage now.</p> <p><b>Respondent 52</b></p> <p>I am under no illusion an accept that by expanding the school the school will receive extra facilities and funding, but this still does not outweigh the factors against the building works.</p> <p>I have one child currently in Reception and hope to have my youngest child start Parsonage Farm School in September 2015.</p> <p>I found out recently that the children are currently without use of a library whilst works are ongoing, for the classrooms being built that have already been agreed too! My children do not go to the local library this is their only access to a library, and I feel taking this basic school facility away is detrimental to encouraging my children to read and use libraries in their future. The dinner hall is crowded, assemblies are uncomfortable and they are becoming lost within the numbers. I have recently been informed that lunch times will be staggered due to overcrowding and that children are being rushed in an out to finish their lunch. I'm sure it is a proven fact that if a child is hungry it is harder for them to concentrate on their education. My son is a diabetic and needs to eat his full lunch for his insulin given otherwise he'll become</p>	<p>Parent</p>	<p>There is site capacity for the school to be expanded to a 4FE school. If the expansion is agreed we will in fact increase the amount of play space available – a third playground will be built and we will be upgrading the existing outdoor play space as well in order to support the outdoor curriculum.</p> <p>The design is still at feasibility stage and other areas may still be considered as part of the physical expansion proposal.</p> <p>A larger school will give more possibilities to retain high quality teaching staff and provide a more diverse curriculum through the use of additional resources and funding. A larger school can also provide more flexibility for personalised learning.</p> <p>School leaders believe it is very important to retain their individual ethos for the school and will ensure this is a priority.</p> <p>The school is confident that the benefits from having a larger school will enable them to provide an excellent education for all the pupils that attend the school</p> <p>How classes are organised (and therefore their size) is a matter for the Governing Body and Headteacher, but a larger school does not automatically mean larger classes. Government</p>
--	---------------	---

APPENDIX 2a: Representation Comments from Respondents and Proposer Responses

<p>extremely ill. Getting the children into school through a small single gate is a game of dodge at present and this will become harder with the increase of children and parents. The queue's in reception for dinner tickets etc is long at the best of times which again will become worse.</p> <p>The already increased numbers have made a significant and worrying increase in traffic and uncontrolled parking. I witness on a daily basis parents struggling to get their children to school as roads become gridlocked and parking is not available. It is becoming increasingly dangerous for us who walk their children to school, as cars regularly mount the pavement to pass oncoming cars. There are no facilities to assist the children cross the road near the school. With the corners of Briscoe / Farm Road and Allen / Farm Road being a challenge for most adults to safely cross.</p> <p>Ultimately my major concern is the local Roads, they will not be able to safely cope with the increased traffic that will come with increased numbers. The roads cannot cope as it is. Emergency services would be slowed down as they would be unable to manoeuvre through the roads at busy periods. Residence are unable to access their own properties with their vehicles. There is inadequate public transport to support the numbers that will need to use them.</p> <p>On another note I also have massive concerns about the social development of children attending a school of this size. The transition between nursery - reception is already a big change in their life. Putting 4/5 year old children into a school of this size may be overwhelming and upsetting and take a longer period to adjust to school life. The small playground has already gone!!! Due to the building of the new classrooms.</p> <p>Parsonage Farm Primary School is stated as a community school; The school is rapidly losing its community spirit and will no longer serve as a community school if these expansion plans are agreed.</p>		<p>legislation on Key Stage 1 class sizes limits the number of infant children in a class to 30 pupils per teacher.</p> <p>The impact of increased traffic is taken very seriously during planning processes and a joint effort is made by all involved to explore ways of mitigating the issues. Guarantees cannot be made to improve upon existing situations, but consultation is undertaken with Highways advisers in order to develop measures which will help to mitigate some of the additional impact</p> <p>Parsonage Farm is a good school that is popular with pupils and parents, and we are confident that the strong leadership at the school will ensure that the school continues to be successful, popular and the focal point for the community.</p>
---	--	--

<p><b>Respondent 53</b> I am objecting to the plans to expand Parsonage Farm Primary School in Rainham, as both a parent and local resident. Please consider the following as my reasons for objection.</p> <ol style="list-style-type: none"> <li>1. The safety of children and parents travelling to and from school. At present with 486 children in the school, Farm Road in particular and many of the surrounding roads are extremely busy at school times. Cars park illegally across drives making it unsafe to cross the road, and parents regularly park on zigzag lines outside the school. The moving traffic is often at a standstill due to the amount of cars parked. With the school increasing to a 4 form school, the number of children in the school will increase to 840 at full capacity. It doesn't take a genius to work out that the current problems are not going to get better. The roads will become impossible to drive down at school times and the roads will be very unsafe for those walking.</li> <li>2. The parking will almost double and since cars are currently parking almost to the Upminster road north ends of Briscoe Road and Allen Road, they will undoubtedly end up parking outside my house in Upminster Road North and the surrounding areas. Parking is a nightmare particularly in Farm Road itself where residents often cannot access or come out of their properties due to inconsiderate parents blocking them.</li> <li>3. Briscoe Road is part of the 165 and 287 bus route. Quite often due to parents parking too close to the junction of Briscoe Road and Farm road, buses end up just sitting their waiting for whoever is parked to come back and move their car so the bus is able to continue its journey. This will only get worse.</li> <li>4. With so many children in the school, break times and lunch times will be staggered. Lunch time are already staggered due to them going up to a three form school. This will result in some children being outside playing while others are in class trying to work. The children in class will only get distracted by</li> </ol>	<p>Parent/ Local Resident</p>	<p>Whenever there is a change made to our schools, we make every effort to ensure that the quality of education and the welfare, safety and security of pupils is given the highest priority. We have an excellent track record for managing major building projects at primary schools and we aim to keep disruption to a minimum both for those teaching and learning as well as for anybody who lives close to the school.</p> <p>Careful planning with the full co-operation of all parties can avoid most disruption and many children are likely to see it as an adventure and something exciting to look forward to. The Council will work together with the school staff, governors and parents/carers to ensure that any possible disruption is kept to an absolute minimum</p> <p>The impact of increased traffic is taken very seriously during planning processes and a joint effort is made by all involved to explore ways of mitigating the issues. Guarantees cannot be made to improve upon existing situations, but consultation is undertaken with Highways advisers in order to develop measures which will help to mitigate some of the additional impact</p> <p>There is site capacity for the school to be expanded to a 4FE school. If the expansion is agreed we will in fact increase the amount of play space available – a third playground will be built and we will be upgrading the existing outdoor play space as well in order to support the outdoor curriculum.</p> <p>The design is still at feasibility stage and other areas may still be considered as part of the physical expansion proposal</p> <p>Parsonage Farm was a 3FE school but as the numbers were quite low in previous years the school rolls declined and the school had fewer pupils on roll. The school had three mobile classrooms on site and these were taken off as they were no longer needed. The pupil numbers in the area started to increase in September 2012 and the school started taking 90 pupils since. The cohort size will increase on a yearly basis and the school is having permanent classrooms being built to replace the mobile class. If the expansion to 4 FE is agreed then the school will take 120 in Reception in Sept 2015 and again the cohort size will increase on a yearly basis rather than becoming a 840 place school on the 1 Sept 2015</p>
--	---------------------------------------	--

APPENDIX 2a: Representation Comments from Respondents and Proposer Responses

<p>those outside which is obviously not a good thing for the children and results will inevitably drop due to this. Regardless of how good the leadership of the school is, you will not be able to stop a child in a class looking out at their friends playing. Unless there were blinds which leads me to my fifth point.</p> <p>5. If the school is going to spend money, I would rather it be spent of blinds for the classrooms so that children do not have to shade their faces from the sun while trying to work. Computer equipment, Library equipment which I understand are greatly needed. You can't more children in the school if the equipment they currently have does not accommodate the school as it is at present.</p> <p>6. The school has only recently been increased to a three form school. We were not informed about this but it went ahead without consultation. Would it not be better to let the school go to full capacity with three forms first before making it four forms. I am aware that the school was previously a three form school as my older daughter was the last year at three forms before they reduced down to two, however this does not mean that they will be able to cope with this increase now. The older experienced teachers who dealt with the bigger school have now left and the teacher are younger inexperienced teachers which in my opinion makes me err on the side of caution. We do not know if they can yet deal with three forms and you want to increase it to four so soon. Not a well thought out idea in my opinion.</p> <p>7. The head teacher is not a young woman and therefore will be retiring no doubt in the near future. We are told that the school has a "strong leadership" and is therefore capable of managing four forms per year. What happens if the head teacher retires within the next 8 years before the school is at full capacity of 840. Another head may not be able to cope. The schools levels would fall and the school would again be under special measures.</p> <p>8. While visiting Parsonage Farm Primary School last night to the drop-in session where we spoke to council planning</p>		<p>Parsonage Farm is a good school that is popular with pupils and parents, and we are confident that the strong leadership at the school will ensure that the school continues to be successful, popular and the focal point for the community.</p> <p>The school is confident that the benefits from having a larger school will enable them to provide an excellent education for all the pupils that attend the school</p> <p>The drop in sessions/meeting is not compulsory and the Local Authority has fulfilled its statutory duty regarding publishing statutory proposals</p>
---	--	--



APPENDIX 2a: Representation Comments from Respondents and Proposer Responses

officials and others involved in this proposal, I asked the little Asian woman that was their if, after four forms per year they were then going to increase to five or six forms per year. To my surprise, she replied yes they would if they could. Now I expected her to say oh no they wouldn't do that. SO you can see, this will only open the gates to more expansions and three forms per year is plenty thank you very much.

9. At the drop-in session, Parents spoke to different officials and asked why other schools such as Rainham Village Primary were not chosen to be expanded. Why does it have to be Parsonage all the time? Especially since Rainham Village was last year renovated, it would have been a perfect time to do it. One official said that the Leadership of the school was not strong enough to cope with the proposal, and another official stated that land would need to be purchased for the development whereas Parsonage already has the land available. Two different answers. I think that reasons are being pulled out of the hat. If the headteacher isn't strong enough to lead then why is she there?

10. Parsonage Farm Primary has not communicated sufficiently with all parents regarding this proposal. Some parents have signed up to the email system and these received notification of the proposal, however, I know of parents who are not on this email system who did not get a paper notification. I have spoken to parents who knew nothing of it. It is as if the school are purposely trying to make sure it goes through by not informing 100% of those affected. Furthermore, the drop in session last night was only sent to people on the email system again and people not on it did not get notified, nor did any local residents. There could have been a notice on the school gate inviting residents to come along and find out the facts but their wasn't. You can not get a true picture of people feelings if you don't inform everybody of what's going on.

11. Increasing by another thirty children per year will take away what community feel is left in the school. It is too big already. It is within a residential area and should have a community

APPENDIX 2a: Representation Comments from Respondents and Proposer Responses

<p>feel to it. Too many children will remove this.</p> <p>12. I have seen the plans on paper for the additional classes to accommodate the increase in children. I was not happy that the classes are being built on playground space. I put forward my concerns and was told that they may expand the playground where the grass currently is. This would then take away part of their field. Also a running track is to be built around the field which once again is going to take field (playing in summer) area away. There will be double the children to what there is now and half the play area. Does everyone involved with this not realise that this is a stupid idea. They'll need more space not less. Also due to the current extension to a three form school, the lower school field which is used for sports day and play, has been cut in half and half is going to be paved for a small playground. This will make the school so disappointed, its silly. Plus the wooded area of the school with trees planted by children who originally went to the school have been chopped down to make a nice little car park for the teacher so they'll be able to park when parents are fighting outside for parking spaces. Aren't they lucky! We live in an era where we are trying to keep as much green space as possible and yet here we have already knocked down a load of trees to put in a car park and are taking away green play areas to replace it with concrete. Wonderful! I bet the green charities wouldn't approve, well nor do I. We were told at the drop in session that play area has doubled. It doesn't take a genius again to work out that if you're building on part of a piece of land its taking the open land away not making it bigger.</p> <p>To conclude, I am disgusted that the head teacher of Parsonage Farm Primary has put this school forward for expansion knowing that her parents would in the majority object. I feel that the levels of teaching are already going down so please consider this as another reason for my objecting the expansion of the school. I do not believe they would be able to cope with a further expansion.</p> <p>I look forward to your reply once this stage of the proposal has ended</p>		
--	--	--

APPENDIX 2a: Representation Comments from Respondents and Proposer Responses

<p><b>Respondent 54</b>          I am sending this email to oppose the future plans to again expand the annual intake from 90 - 120 pupils per year at Parsonage Farm School in Rainham Essex.</p> <p>Parsonage Farm school already accommodates 90 pupils per year which is already considerably larger than average for the borough, with other schools inside havering accommodating as few as 15 pupils per year. I strongly believe it will be more beneficial to develop other Havering schools to the same intake number that is already 90 at Parsonage Farm School.</p> <p>Despite claims being made by the school regarding the proposed development not affecting the education of my child is ludicrous and non factual as there is no factual evidence available to warrant this bold statement/claim as the proposed expansion is only at planning stage. If the plans go ahead, the ongoing building work will cause huge distraction during lesson times, decreased air quality around the children during outdoor play times and without a doubt disrupt the daily operation of the school. Again, if the plans do go ahead there will be an ongoing negative environmental impact on Rainham and all residents due to the increased traffic ferrying in all the additional children.</p> <p>I feel it is also important to point out that if the local council had not sold off local schools and land (such as Dunningfords School Elm Park) the lack of placements would be less of an issue!? Yes a new school has been built in Southend Road but in hindsight this should have been an additional school and not a replacement to a perfectly functioning well established school. Surely this highlights Havering Councils motivation of money by selling off an existing huge land site and school to replace with a massive housing development only adding to the lack of schooling placements further!!</p> <p>I strongly believe this development will not benefit the children, local residents or the Borough in anyway. It will add a huge amount of congestion to the already congested area, have a further negative affect on road safety in the area and</p>	<p>Local Resident</p>	<p>Whenever there is a change made to our schools, we make every effort to ensure that the quality of education and the welfare, safety and security of pupils is given the highest priority. We have an excellent track record for managing major building projects at primary schools and we aim to keep disruption to a minimum both for those teaching and learning as well as for anybody who lives close to the school.</p> <p>Careful planning with the full co-operation of all parties can avoid most disruption and many children are likely to see it as an adventure and something exciting to look forward to. The Council will work together with the school staff, governors and parents/carers to ensure that any possible disruption is kept to an absolute minimum</p> <p>The impact of increased traffic is taken very seriously during planning processes and a joint effort is made by all involved to explore ways of mitigating the issues. Guarantees cannot be made to improve upon existing situations, but consultation is undertaken with Highways advisers in order to develop measures which will help to mitigate some of the additional impact</p> <p>There is site capacity for the school to be expanded to a 4FE school. If the expansion is agreed we will in fact increase the amount of play space available – a third playground will be built and we will be upgrading the existing outdoor play space as well in order to support the outdoor curriculum.          The design is still at feasibility stage and other areas may still be considered as part of the physical expansion proposal</p>
--	-----------------------	---

APPENDIX 2a: Representation Comments from Respondents and Proposer Responses

<p>significantly increase pollution. Other local schools need to be bought to the same intake before further development of those already at a higher than average capacity. If the school and local area had been designed to accommodate such high numbers of children and traffic it would have been originally designed that way when the school was originally built many years ago.</p>		
<p><b>Respondent 55</b> I wish to object to the proposal to increase the above school in size. My reason is that the new places at the school will mean children coming from outside the area to the school. This will mean an increase in the amount of traffic, etc in the area with parents bringing and collecting children from school. The parking and traffic in the area is already bad and this will increase it. I understand some children have to wait until 1pm for the lunch as it is and this will make it worse. I hope this application will be refused.</p>	<p>Local Resident</p>	<p>The impact of increased traffic is taken very seriously during planning processes and a joint effort is made by all involved to explore ways of mitigating the issues. Guarantees cannot be made to improve upon existing situations, but consultation is undertaken with Highways advisers in order to develop measures which will help to mitigate some of the additional impact There is site capacity for the school to be expanded to a 4FE school. If the expansion is agreed we will in fact increase the amount of play space available – a third playground will be built and we will be upgrading the existing outdoor play space as well in order to support the outdoor curriculum. The design is still at feasibility stage and other areas may still be considered as part of the physical expansion proposal</p>
<p><b>Respondent 56</b> I am writing to lodge my concerns regarding the above proposals. I do not believe the planned expansion of Parsonage Farm Primary School is not going to be a positive decision for either our children or the community of Rainham. Whilst I accept the need for more school spaces for the children who will be moving into this area with all the planned/current developments our school is already struggling to cope with the recent rise in pupils/classrooms. We as parents can already feel the frustrations of a recent increase in pupils with regards to the number of cars, being able to safely drop children and pick them up in the increased crowd which now surrounds the front of the school. Our children complain about the noise of plant working and</p>	<p>Parent</p>	<p>The impact of increased traffic is taken very seriously during planning processes and a joint effort is made by all involved to explore ways of mitigating the issues. Guarantees cannot be made to improve upon existing situations, but consultation is undertaken with Highways advisers in order to develop measures which will help to mitigate some of the additional impact There is site capacity for the school to be expanded to a 4FE school. If the expansion is agreed we will in fact increase the amount of play space available – a third playground will be built and we will be upgrading the existing outdoor play space as well in order to support the outdoor curriculum. The design is still at feasibility stage and other areas may still be considered as part of the physical expansion proposal</p>

APPENDIX 2a: Representation Comments from Respondents and Proposer Responses

<p>lack of space outside the reception area as they continue to build a car park on space my daughter once had her, now defunct, sports day on. This is where her uncle 30 years ago remembers planting a tree which recently was pulled up for the paved area.</p> <p>Our schools should be more focused on increasing physical fitness and keeping large outdoor areas for our kids to run around outside during play times and sports days. They should live close enough to their primary school so as not to have to consider using public/private transport.</p> <p>Children, their parents and their community should not have to struggle with safety concerns linked to an increase in cars on the already crowded streets and the fumes this creates. Local elderly people and those who are disabled should be able to park close to their residence at all times.</p> <p>Kids should live near their classmates so as to encourage solid friendships which last lifetimes because they tend to socialise more readily with kids down the road rather than those who travel from afar. This also builds trust between parents and in turn nurtures healthy neighbourhoods who care about each other.</p> <p>We are so lucky in Rainham to have a rare community who are so close. Generations of children are linked by their community and most of the children's parents my kids interact with went to school with each other. These relationships are valuable. They link communities and give us social responsibility which should not be diluted.</p> <p>If building new homes in an already built up area there should be a consideration to build new schools alongside - not increase little gems like Parsonage Farm and risk turning them into Super Primaries</p>	<p>Whenever there is a change made to our schools, we make every effort to ensure that the quality of education and the welfare, safety and security of pupils is given the highest priority. We have an excellent track record for managing major building projects at primary schools and we aim to keep disruption to a minimum both for those teaching and learning as well as for anybody who lives close to the school.</p> <p>Careful planning with the full co-operation of all parties can avoid most disruption and many children are likely to see it as an adventure and something exciting to look forward to. The Council will work together with the school staff, governors and parents/carers to ensure that any possible disruption is kept to an absolute minimum</p> <p>Parsonage Farm is a good school that is popular with pupils and parents, and we are confident that the strong leadership at the school will ensure that the school continues to be successful, popular and the focal point for the community</p>
<p><b>Respondent 57</b> I accept that by expanding the school the school will receive extra facilities and funding, but this still does not outweigh the factors against the building works. I have 2 children at Parsonage Farm School. 1 in year one and 1 in reception.</p>	<p>A parent</p> <p>There is site capacity for the school to be expanded to a 4FE school. If the expansion is agreed we will in fact increase the amount of play space available – a third playground will</p>

APPENDIX 2a: Representation Comments from Respondents and Proposer Responses

<p>My son told me recently that they are currently without use of a library whilst works are ongoing, for the classrooms being built that have already been agreed too! I feel this is unfair on our children taking this facility away from them. The library was a highlight of my sons week and enjoyed coming home and showing us his book. The dinner hall is crowded, when a school concert is put on its impossible to see your children with the amount of patents already another 30 children per year group is going to mean another 60 parents wanting to see their children perform. I have recently been informed that lunch times will be staggered due to overcrowding and that children are being rushed in an out to finish their lunch. My son very often comes home very hungry and finishes his lunch on the way home from school because he hasn't had time to eat it. The already increased numbers have made a significant and worrying increase in traffic and uncontrolled parking. I witness on a daily basis parents struggling to get their children to school as roads become gridlocked and parking is not available. It is becoming increasingly dangerous for us who walk their children to school, as cars regularly mount the pavement to pass oncoming cars. There are no facilities to assist the children cross the road near the school. With the corners of Briscoe / Farm Road and Allen / Farm Road being a challenge for most adults to safely cross. My major concern is the local Roads; they will not be able to safely cope with the increased traffic that will come with increased numbers. The roads cannot cope as it is. Emergency services would be slowed down as they would be unable to manoeuvre through the roads at busy periods. Residence are unable to access their own properties with their vehicles. There is inadequate public transport to support the numbers that will need to use them. On another note I also have massive concerns about the social development of children attending a school of this size. The transition between nursery - reception is already a big change in their life. Putting 4/5 year old children into a school of this size may be overwhelming and upsetting and take a longer period to adjust to school life. The small</p>	<p>be built and we will be upgrading the existing outdoor play space as well in order to support the outdoor curriculum. The design is still at feasibility stage and other areas may still be considered as part of the physical expansion proposal</p> <p>The impact of increased traffic is taken very seriously during planning processes and a joint effort is made by all involved to explore ways of mitigating the issues. Guarantees cannot be made to improve upon existing situations, but consultation is undertaken with Highways advisers in order to develop measures which will help to mitigate some of the additional impact</p> <p>Whenever there is a change made to our schools, we make every effort to ensure that the quality of education and the welfare, safety and security of pupils is given the highest priority. We have an excellent track record for managing major building projects at primary schools and we aim to keep disruption to a minimum both for those teaching and learning as well as for anybody who lives close to the school.</p> <p>Careful planning with the full co-operation of all parties can avoid most disruption and many children are likely to see it as an adventure and something exciting to look forward to. The Council will work together with the school staff, governors and parents/carers to ensure that any possible disruption is kept to an absolute minimum</p> <p>Parsonage Farm is a good school that is popular with pupils and parents, and we are confident that the strong leadership at the school will ensure that the school continues to be successful, popular and the focal point for the community</p>
---	---

APPENDIX 2a: Representation Comments from Respondents and Proposer Responses

<p>playground has already gone!!! Due to the building of the new classrooms. All the children's space to play it seems will be taken away for building work. Parsonage Farm Primary School is stated as a community school; The school is rapidly losing its community spirit and will no longer serves as a community school if these expansion plans are agreed.</p> <p><b>Respondent 58</b>          I have been aware of the plans to extend Parsonage Farm Primary School but today is the first day that I have been aware of this email to pass on comments. I am yet to see any plans for the expansion but am concerned with the current disruption that the noise from the new staff car park is causing my daughter in the classroom. She on several occasions has complained about the noise. I was therefore annoyed to see that no work was carried out on this area during the recent 2 week Easter break. I was also upset to hear, due to works being carried out, that for some time the library has been out of bounds when previously a book was brought home weekly.</p> <p>I am also extremely concerned about the impact, of having a larger intake will have on the already diabolical situation of parking on Farm Road and surrounding roads. I walk to school every day with my daughter but am constantly seeing parents blocking drives, parking right up on the kerb restricting path space, parking on the yellow lines directly outside the school where I usually consider the safest place for my daughter and I to cross while others stop in the middle of the road to unload their children. It is lazy on their part when so many of them, I know, live only a walking distance away. With children coming from other areas is only going to make this worse and will only to be a matter of time before someone is seriously or fatally injured.</p>	<p>Local Resident &amp; Parent</p>	<p>Whenever there is a change made to our schools, we make every effort to ensure that the quality of education and the welfare, safety and security of pupils is given the highest priority. We have an excellent track record for managing major building projects at primary schools and we aim to keep disruption to a minimum both for those teaching and learning as well as for anybody who lives close to the school.</p> <p>Careful planning with the full co-operation of all parties can avoid most disruption and many children are likely to see it as an adventure and something exciting to look forward to. The Council will work together with the school staff, governors and parents/carers to ensure that any possible disruption is kept to an absolute minimum</p> <p>There is site capacity for the school to be expanded to a 4FE school. If the expansion is agreed we will in fact increase the amount of play space available – a third playground will be built and we will be upgrading the existing outdoor play space as well in order to support the outdoor curriculum.</p> <p>The design is still at feasibility stage and other areas may still be considered as part of the physical expansion proposal</p> <p>The impact of increased traffic is taken very seriously during planning processes and a joint effort is made by all involved to explore ways of mitigating the issues. Guarantees cannot be made to improve upon existing situations, but consultation is undertaken with Highways advisers in order to develop measures which will help to mitigate some of the additional impact</p>
---	------------------------------------	---

APPENDIX 2a: Representation Comments from Respondents and Proposer Responses

--	--	--



## LONDON BOROUGH OF HAVERING EQUALITY ANALYSIS

**PROPOSED ACTIVITY: Phase 2** expansion of nine community primary schools and one Foundation primary school from September 2014.

---

### SCOPE OF PROPOSAL

**1. What is the scope and intended outcomes of the activity being assessed; in terms of both the Council's organisation and staffing, and services to the community?**

A decision is required as to whether or not statutory proposals should be published in relation to a number of primary school expansion projects to enable the local authority to meet its statutory duty to provide sufficient school places. An increased demand for school places has been experienced due to increasing birth-rates, additional housing developments and inward population migration. This increased demand is expected to continue in future years to the anticipated growth in population. Projects for school expansion have taken place where birth rates are increasing and parental preferences for places are on the increase in order to better meet the choices made by families for school places.

A decision not to expand primary schools will lead to a lack of choice for parents in relation to school places, increased admissions appeals or increased travelling distances for pupils to attend schools and the Local Authority failing in meeting its statutory duty to provide sufficient school places.

#### **Background**

In the light of latest projections of pupil numbers, Havering's pupil forecasts are projecting a substantial growth in primary pupil numbers. The most significant growth is projected for Year R, the first year of entry to compulsory primary education. Numbers are forecast to rise from 2,906 in 2012/13 to some 3,523 in 2016/17 (18%), and to 3,681 (21%) by 2020/21. In November 2013, Havering's Cabinet approved an approach to manage this forecast increase beyond the current Phase 1 of the Council's Programme of Primary School Expansions. Officers were authorised to develop proposals for expanding existing primary schools to ensure that there are sufficient school places to meet the present and the best assessment of likely future demand as part of the second phase of the programme.

**Table 1: Need for Primary School Places for 2014/15**

Table 1 below shows the number of classes needed in each year group broken down by planning area for the academic year 2014/15:

<b>Need for Primary Places for 14/15</b>								
<b>Planning Area</b>	<b>Year R</b>	<b>Year 1</b>	<b>Year 2</b>	<b>Year 3</b>	<b>Year 4</b>	<b>Year 5</b>	<b>Year 6</b>	<b>Total</b>
Collier Row	1	1						2
Harold Hill	1					1		2
Hornchurch	1.5							1.5
Rainham	1	1			1	1		4
Romford	3	1		1	1	1	1	8
S.Hornchurch and Elm Park	1							1
Upminster	1	1		0.5		1	1	4.5
<b>Total</b>	<b>9.5</b>	<b>4</b>		<b>1.5</b>	<b>2</b>	<b>4</b>	<b>2</b>	<b>23</b>

**a) Organisation**

An analysis of the capacity of primary schools in the borough following the first phase of the expansion programme has shown the need to provide additional primary places if the Council is to meet its legal obligation of ensuring sufficient school places.

**Table 2: Need for Primary School Places by School Planning Area for 2015/16 and for next 5 years**

Table 2 indicates the minimum additional permanent primary phase capacity, expressed as forms of entry (FE), that will be needed for each School Planning Area for September 2015 and then for the next five years.

<b>School Planning Area</b>	<b>Phase 2 - Additional need for 2015/16</b>	<b>Phase 3 -Further additional need for next 5 years</b>
Collier Row	2 FE	2 FE
Elm Park & South Hornchurch	1 FE	2 FE
Harold Hill	1 FE	2 FE
Hornchurch	2 FE	2 FE
Rainham	1 FE	2 FE
Romford	3 FE	3 FE
Upminster & Cranham	1 FE	1 FE

**(b) Services to the Community**

The proposal is to expand the capacity of **Broadford, Benhurst, Newtons and Crowlands community primary schools** from September 2014 to meet some of the demand as highlighted in table 1 above. From September 2015, **Parsonage Farm, Scotts and RJ Mitchell community primary schools** will also have their premises enlarged to meet the additional need for 2015/16 academic year.

Following the successful outcome of the Priority School Building Programme (PSBP), three Havering schools will be rebuilt and expanded from September 2016. **Hacton and Suttons** community Primary schools will help with the longer term provision of additional places in the Upminster & Cranham and South Hornchurch & Elm Park Planning Areas respectively. Similarly, the expansion of **The Mawney Foundation School** beyond 2 FE, also under the PSBP would contribute to the additional place requirements in the Romford School Planning Area.

The outlined proposals will ensure that no Havering child is left without a school place.

**(c) Staffing**

As a result of this phase 2 expansion programme, there will be a need to recruit additional teaching and support staff within these schools. The likely/potential impact on staff members within these schools is outside the scope of this EA as individual schools will directly manage their recruitment and selection process in accordance with the existing and relevant HR policies and procedures. However, the Council's Schools' HR team will provide appropriate relevant support in relation to these processes.

**2. Which individuals and groups are likely to be affected by the activity?**

**(a) Staff Individuals and Groups**

The following staff groups are likely to be affected by the proposals:

- Staff members working in the above schools proposed for expansion

The likely/potential impact on staff members within these schools is outside the scope of this EA as individual schools will directly manage their recruitment and selection process in accordance with the existing and relevant HR policies and procedures. However, the Council's Schools' HR team will provide appropriate relevant support in relation to these processes.

- About 70% of LBH staff members live locally and as parents/carers/guardians and/or local residents living near the schools proposed for expansion.

The impact on these staff groups is considered under the community section of this EA.

**(b) Community Individuals and Groups (including voluntary organisations)**

- Children aged 0-11 who are or will be studying in the schools proposed for expansion and their families/carers/guardians
- Residents who live near the schools proposed for expansion

The potential/likely impact on affected individuals and groups is analysed in section 5 (b) below.

## DATA AND INFORMATION

3. **What data/information do you have about the people with 'protected characteristics' (age, disability, gender, gender reassignment, marriage and civil partnership, pregnancy and maternity, race, religion or belief, sexual orientation) or other socio-economic disadvantage (e.g. disabled and part-time workers, low income and/or lone parents (mothers and fathers), looked-after children, other vulnerable children, families and adults) among these individuals and groups?**

**(a) Staff Individuals and Groups**

Please refer to section 2 (a) above.

**(b) Community Individuals and Groups (including voluntary organisations)**

The Joint Strategic Needs Assessment (Demographics chapter) published in 2014 and can be accessed via this link; <http://www.haveringdata.net/research/jsna.htm> provides information on the demographics, diversity and socio-economic profile of Havering population and highlights that:

- Between 2001 and 2011 the Havering's population grew by 6% (12,984 people)
- Over the last ten years Havering has become more diverse with 17% of black and ethnic minority group accounting for 17% of the total population as of 2011.
- In 2001, pre-school age infants (aged 0-4 years) accounted for 5.52% (12,415) of the population. This has increased by 10% to make up 5.76% (13,661) of the population in 2011. This percentage is slightly below the average for London (24%) and average for England (13%)
- Projections predict a further 3.1% increase from 2016 to 2021. This represents an expected further increase of 18.8% from 2011 to 2021 with significant implication on education, social care and health services and additional need for primary school places

In addition to the above data, our proposal which has identified where additional school places will be needed across the borough has also been informed by both;

- **The Joint Strategic Needs Assessment (Children and Young People Chapter 2013/14)** available via this link; <http://www.haveringdata.net/research/jsna.htm> . It provides information on children aged 0-11 and their families/carers/guardians. It also details actual birth figures, projected pupil growth, pupil migration trends into and out of the borough and the likely pupil numbers generated from new housing developments.

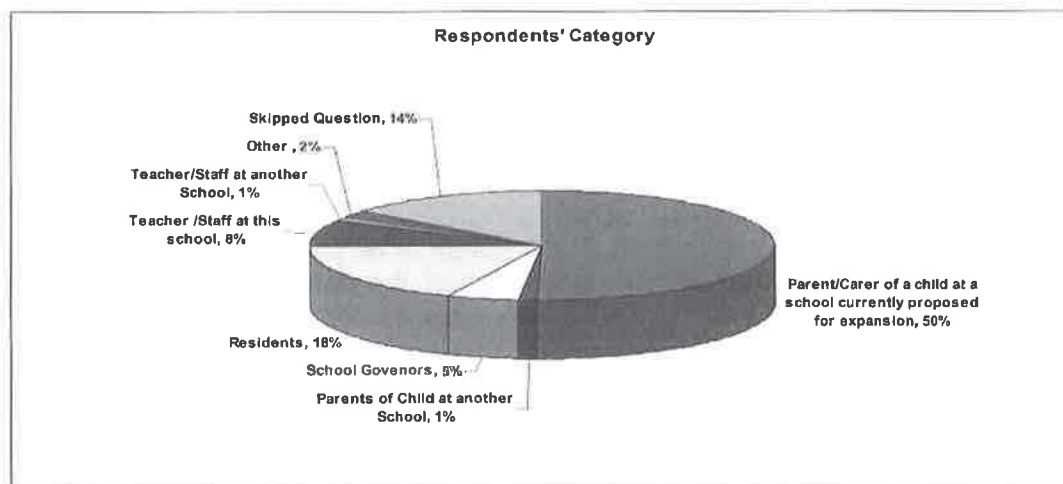
- **The Commissioning School Places Strategy (approved by Cabinet 11/7/12)** includes an analysis of the diversity of school places across the borough. <http://democracy.havering.gov.uk/ie/ListDocuments.aspx?Cid=153&Mid=2233&Ver=4>

**What information do you have about how they will be affected by the activity? Will you be seeking further information in order to assess the equalities impact of the activity? How is this information being used to influence decisions on the activity?**

As part of our approach in ensuring a best assessment of the impact of our proposed activity, a four weeks stakeholder consultation was undertaken. The objective was to inform and gather views from key stakeholders, particularly parents/carers/guardians of existing & potential pupils, school staff and local residents regarding our expansion proposals.

A breakdown of the various groups who responded to the consultation survey is highlighted and shown in the chart below;

- **169** were parents/carers/guardians of a children currently in one of the schools proposed for expansion;
- **26** were members of staff/teacher in one the schools proposed for expansion;
- **5** parent/carers/guardians of children at another school in the borough;
- **62** were local residents
- **4** were members of staff/teacher in another school in the borough
- **17** were members of a school governing body
- **6** indicated that their role was not in any of the category above and
- **48** skipped the question



Overall, 124 respondents representing (37%) of the total responses received supported the proposal and had positive comments regarding the expansion plans. They felt it would be a positive boost for most of the schools as it provides the opportunity to upgrade facilities and get rid of split age groups/mixed classes. They also highlighted that the plans would help address the lack of school places

currently being experienced in the borough and offer families their choice of local schools.

Respondents who did not support the proposals raised a number of concerns regarding the physical capacity of the existing schools being able to accommodate the expansion plan. Majority of the consultees' highlighted concerns over road congestion, increased traffic and parking problems around the schools being proposed for expansion.

These and other related comments have been addressed and covered in Section 4 of the detailed consultation feedback report.

- 4. If no data and information is available about the groups likely to be affected by the activity, how would you inform your EA? Will you be considering carrying out some consultation to inform your EA?**

### **CONSULTATION**

Following Cabinet approval (20/11/2013) on an approach in managing the forecast increase in primary phase pupil numbers beyond the current Phase 1 of the Council's Programme of Primary School Expansions; details via this link;

<http://democracy.havering.gov.uk/ieDecisionDetails.aspx?ID=986>

A public consultation with stakeholders was undertaken between the period of 3/02/2014 – 3/03/2014. The consultation survey was carried out using questionnaire and officers from the Education Asset Management and School organisation teams attended governing bodies meetings of all the schools that were being proposed for expansion.

#### **(a) Staff**

School staff members in all the borough schools were consulted. Head teachers were sent electronic version of the consultation document to distribute to staff. An option of an online questionnaire was also made accessible to register any views.

Those staff members who are local residents and are (likely to be) affected by the proposed expansion of schools are covered in section (b) below.

#### **(b) Community**

Each primary school in the borough was sent an electronic version of the consultation document. Hard copies of the document and questionnaire with a freepost return address were also made available to headteachers to distribute to parents/carers/guardians who did not have an online access. The consultation document including supporting documents and the online survey response link was made available to the public via the Havering website. Consultees' were also made aware of the opportunity to register their views and direct enquiries via phone calls or emails.

All views and comments were carefully considered and informed the next stage of the proposed activity.

*The detailed consultation feedback report which is available on request is included as a background paper in the Non-Key Decision report on the publication of statutory notices and proposals.*

## **LIKELY IMPACT**

### **5. Based on the collected data and information, what will be the likely impact of the activity on individuals and groups with protected characteristics or other socio-economic disadvantage?**

As demand increases for primary school places, parental choice can be reduced, particularly for more popular schools. With the addition of places at expanded schools, pupil place allocations will be made in accordance with London Borough of Havering's Admissions arrangements which ensure a fair and transparent process for parents applying for school places, either as in-year transfers or for reception-age children. More information on the admission arrangements is available via this weblink; <http://www.havering.gov.uk/Pages/Services/Primary-admissions>

#### **Age**

Admission to primary school is age-specific. Proposals to expand primary schools will ensure that all children requiring a primary school place can be offered one.

#### **Disability**

School refurbishments and building expansions are undertaken with full accessibility compliance. Where specific individual needs are identified, these are addressed in consultation with the SEN team as required using capital funding. In addition, the placement of children with special educational needs means that revenue funding transfers to the school with the child, ensuring that necessary resources can be made available.

#### **Gender**

All schools proposed for expansion are co-educational therefore the gender of pupils is not considered to be a factor in determining proposals.

#### **Race**

National legislation determines that schools cannot discriminate on race in relation to admissions policies. Some of the children who are or will be studying in the schools proposed for expansion would be from ethnic minority backgrounds and may have English as a second language. We are also aware that a small proportion of parents/carers/guardians of current and potential pupils do not speak or read English. Our English Additional Language (EAL) team will work with schools to offer support as best as we can. We would also ensure that information is written in Plain English and is accessible via a wide range of communications channels, with translation and interpreting services made available upon request.

Through our Attendance, Behaviour and Traveller support service, we will support Gypsy, Roma and Travellers children and their families to ensure that GRT children are also provided with the opportunity to benefit from accessible and inclusive education.

#### **Religion/belief**

None of the schools proposed for expansion admit or exclude pupils on faith grounds therefore this is not considered to be a factor in determining proposals.

**Sexual orientation**

National legislation determines the admission policies that schools have to operate and they cannot discriminate on sexual orientation, therefore sexual orientation is not considered to be a factor in determining proposals.

**Socio-Economic**

Increasing the number of primary school places will ensure that every child requiring a school place can have one. This will mean that there is a reduced chance of children having to travel further to schools which may have a positive impact upon attendance. The Early Help & Troubled Families Team along with other partner agencies are actively working with children and families with multiple complex needs to ensure that socio-economic disadvantage is not a barrier to education and that every child has equal life chances, regardless of their socio-economic status.

It is not considered that the impact will be different for groups in relation to race, disability, gender, religion and belief, sexual orientation or age. However, any children admitted with learning difficulties or special educational needs, who is in receipt of free school meals, has English as an additional language etc will be assessed at the time of admission and any necessary support will be put in place.

London Borough of Havering's Admissions criteria already recognises the requirements of the Code in relation to Looked After Children, children with Special Educational Needs statements, Services families, siblings and also has a category for exceptional medical needs.

- 6. What is the likely impact on arrangements for safeguarding children and/or safeguarding vulnerable adults?**
- (a) Vulnerable children**  
Please refer to sections 5 above
  - (b) Vulnerable adults**  
Not applicable

**PREVENTING DISCRIMINATION**

- 7. If any negative impact is identified, is there a way of eliminating or minimising it to reasonable level? If not, how can the negative impact be justified?**

The Council has a statutory duty to ensure that there are sufficient primary and secondary places available to meet the needs of the population of their area. The decision of which schools to expand is based on comprehensive needs assessment, in-depth analysis of demographic data and the consultation feedback.

- (a) Staff**



Those staff members who are local residents and are (likely to be) affected by the proposed expansion of schools are covered in section 7(b).

**(b) Community**

We have examined carefully the needs of children and their families/carers by carrying out comprehensive needs assessment to propose expansion of primary schools as close as possible to those areas pupil growth is projected

Furthermore, the approach in managing the forecast increase in primary pupil numbers and deciding which schools to propose for expansion has been guided by advice from our school improvement officers who work directly with schools to ensure that the quality of teaching is not compromised by our proposed activity. Wherever possible, successful schools that are popular with parents have been identified for expansion.

We recognise that some local residents who live near the schools proposed for expansion might be adversely affected and the Council is doing everything possible to minimise that impact by:

- Consulting with residents to understand and provide strategies and solutions for addressing the issues and concerns raised.
- Working with schools to improve their travel plans by encouraging safe and sustainable modes of travel, such as walking and cycling thereby reducing air pollution and traffic congestion.
- Putting plans and provisions in place to secure permanent and long lasting solutions.
- Continuous monitoring and review of our plans and provisions.

## **PROMOTING EQUALITY**

**8. How will the activity help the Council fulfil its legal duty to advance equality of opportunity in the way services are provided?**

The Council has a statutory duty to ensure that there are sufficient primary and secondary places available to meet the needs of the population in their area.

The Council commissioned a survey in 2012 to better understand Parents'/Carers'/Guardians' satisfaction levels, needs and preferences as a prerequisite of launching a major programme for expanding Primary schools. This second phase of the programme has taken these into account and in addition an extensive consultation have been carried out to ensure that the views and comments of all stakeholders and individuals in the community were given due consideration during the planning stages of these proposals.

There is an on-going engagement with stakeholders to ensure all views are heard and considered as this expansion programme progresses.

## **SPECIFIC NEEDS**

**9. What actions will you be taking in order to maximise positive impact and minimise negative impact from the activity?**

There has been no evidence through the consultation exercise to suggest that specific groups have been disproportionately affected by the proposals for primary school expansions.

Projects for school expansion have taken place in areas where there is an acute need for additional places and where parental preferences for places are on the increase in order to better meet the choices made by families for school places.

Possible further travel would impact on families on lower income if they were allocated school places further afield and if they did not qualify for free school travel. This in turn could have a negative impact upon attendance if proposals were not approved.

The Council's Fair Access Protocol ensures that pupils, identified through the protocol as having additional needs, engage in that process for appropriate school placement. The PDF copy of the protocol can be viewed or downloaded from this weblink <http://www.havering.gov.uk/Pages/Services/In-year-transfers.aspx?I1=100005&I2=200308>. All primary and secondary schools in Havering participate in the protocol, which may in some cases result in schools admitting pupils above their various individual published admission numbers.

#### MONITORING AND REVIEW

10. **Once implemented, how often do you intend to monitor the actual impact of the activity?**

The outcomes of the proposal, if implemented, would be monitored through the allocation of school places, a reduced number of admission appeals and other equalities & diversity related complaints/concerns raised. The increased flexibility of choice for parents will also be an indicator of measuring the impact of the proposal, if implemented.

#### SIGN OFF AND PUBLICATION

11. **When completed, the Equality Analysis needs to be signed off by the Head of Service. Once signed off, it should be forwarded to the Directorate Equality Analysis Web administrator to publish it on the council's website.**

HEAD OF SERVICE

Name: *MARY C PATTERSON*

Date: *26.3.14*

Signature: *MCP*



14/60 +  
appendices  
1, 2, 2A, 2B  
4 3  
DECISION NOW  
MADE

**Notice of KEY Executive Decision**

<b>Subject Heading:</b>	Implementation of the Primary Expansion Proposals for Phase II – whether to proceed
<b>Cabinet Member:</b>	Cllr Paul Rochford Cabinet Member for Children & Learning
<b>CMT Lead:</b>	Joy Hollister Group Director Children, Adults & Housing
<b>Report Author and contact details:</b>	Mary Pattinson Head of Learning & Achievement <a href="mailto:mary.pattinson@havering.gov.uk">mary.pattinson@havering.gov.uk</a> 01708 433847
<b>Policy context:</b>	The proposed Primary School Expansions significantly affect more than two wards.
<b>Financial summary:</b>	Costs for the building works required for providing additional places at these ten schools is estimated at £12.35 million. Provision of £12.7 m has been made within the 2014/2015 Capital Programme to meet the costs of expanding these schools. There are wider financial implications for the Council and individual schools arising from increasing admissions some of which are currently being quantified and will be raised through the appropriate channels as necessary.
<b>Reason decision is Key</b>	The proposed Primary School Expansions significantly affects more than two wards.
<b>Date notice given of intended decision:</b>	4/04/2014

**Key Executive Decision**

<b>Relevant OSC:</b>	<b>Children's Services</b>
<b>Is it an urgent decision?</b>	<b>No</b>
<b>Is this decision exempt from being called-in?</b>	<b>No</b>

**The subject matter of this report deals with the following Council Objectives**

- Ensuring a clean, safe and green borough
- Championing education and learning for all
- Providing economic, social and cultural activity in thriving towns and villages
- Valuing and enhancing the lives of our residents
- Delivering high customer satisfaction and a stable council tax

**Part A – Report seeking decision**

**DETAIL OF THE DECISION REQUESTED AND RECOMMENDED ACTION**

1. To approve the statutory proposal to expand the capacity of the following nine schools:

<b>School</b>	<b>Current Capacity</b>	<b>Proposed Capacity as from</b>	<b>Number on roll as at Jan 2014</b>	<b>Current Published Admission Number</b>	<b>Proposed Admission Number</b>
Broadford Primary	330	420 from 1 Sept 2014	360	45	60 from 1 Sept 2014
Benhurst Primary	315	420 from 1 Sept 2014	311	45	60 from 1 Sept 2014
Newtons Primary	315	420 from 1 Sept 2014	303	45	60 from 1 Sept 2014
Parsonage Farm Primary	486	840 from 1 Sept 2015	467	90	120 from 1 Sept 2015
Scotts Primary	210	420 from 1 Sept 2015	213	30	60 from 1 Sept 2015
The RJ Mitchell Primary	210	420 from 1 Sept 2015	217	30	60 from 1 Sept 2015
The Mawney School	296	630 from 1 Sept 2016	297	60	90 from 1 Sept 2016
Suttons Primary	262	420 from 1 Sept 2016	216	30	60 from 1 Sept 2016
Hacton Primary	378	546 from 1 Sept 2016	371	50	78 from 1 Sept 2016

**AUTHORITY UNDER WHICH DECISION IS MADE**

Cabinet agreed, at its meeting on 20 November 2013, that power to take further decisions on Phase 2 of the Primary Expansion Programme be delegated to the Lead Member, Children's Services and the Lead Member for Value.

## Key Executive Decision

### STATEMENT OF THE REASONS FOR THE DECISION

Cabinet decided on 20/11/2013 to initiate statutory processes to permanently expand the capacity of primary schools from Sept 2014. Following the statutory consultation process undertaken in Feb/March 2014, the Head of Learning & Achievement signed the (Non Key) Executive Decision on 24/03/14 to proceed to the representation stage.

The representation stage, from 28 March to 25 April 2014, complied with statutory requirements by inviting representations from all interested parties on the proposals to permanently expand nine primary phase schools.

A Statutory Notice, that included details of the expansion proposals for all nine schools, was published in the Romford Recorder on 28 March 2014; notices were also fixed to the entrance gates of each school and circulated to all interested parties, including all schools Havering, neighbouring boroughs, the Diocese of Chelmsford and Diocese of Brentwood and the DfE, as required by legislation. A Notice was also published on the Council's website with a link to further information about the proposals.

During the representation period, a total of 67 objection responses were received relating to 2 of the nine schools.

66 of these were received for **Parsonage Farm Primary School** of which included 2 petitions totalling 235 signatures from residents in the local area and 190 signatures from parents/carers. The objection comments raised specific concerns relating to;

- Road and Traffic Congestion
- Parking
- Pedestrian issues
- Loss of playground space and overcrowding of existing ancillary facilities
- Potential rise in noise levels during school times.

The Governing Body of the school fully support the proposal to permanently expand Parsonage Farm Primary School.

1 objection response was received for **Hacton Primary School** which highlighted the following issues;

- Potential increase in traffic in the area surrounding the school.
- Short sightedness of the LA's decision when schools were closed in the borough due to falling numbers
- Allowing establishment of free schools as opposed to expanding existing ones.

The Governing Body of the school fully support the proposal to permanently expand Hacton Primary School.

Seven schools namely; Broadford, Benhurst, Newtons, Scotts, RJ Mitchell, The Mawney and Suttons received no representations.

### **Recommendation**

To make a decision on each expansion proposal as set out in the Decision –maker guidance – Appendix 1

## Key Executive Decision

### **OTHER OPTIONS CONSIDERED AND REJECTED**

Do Nothing - This is not practical due to the legal and statutory obligation placed on the Council to provide sufficient school places and the pressures currently faced across the Borough.

Expansion of Schools – This preferred option has the support of each School's Governing Body and local community and forms part of the wider development of the Schools for which funding has been made available within the Capital Programme.

### **PRE-DECISION CONSULTATION**

A summary of representations received and officers' comments on them is included in Appendix 2. Most were considered to be addressed by the implementation plans that have been made, especially related to the impact of the expansion on the local environment. Whilst the Council appreciates the potential difficulties that may arise the Council considers that these are overridden by the Council's statutory duties to provide sufficient places for the forecast long term increase in primary pupil numbers. If expansion plans are not progressed then the probability is that there will be school age children within Havering without the ability to secure a place in a local school.

### **NAME AND JOB TITLE OF STAFF MEMBER ADVISING THE DECISION-MAKER**

Name: Mary Pattinson

Designation: Head of Learning and Achievement

Signature:

Date: 6 May 2014

## Part B - Assessment of implications and risks

### LEGAL IMPLICATIONS AND RISKS

The Council has a statutory duty to ensure sufficient primary and secondary education is available to meet the needs of the population of their area (Section 13 Education Act 1996). It is clear that without a strategy to increase the provision within the Borough over the next few years the Council may fall into breach of its statutory duty.

A lawful consultation requires that the consultees have sufficient information and time to comment meaningfully. In the context of this consultation the details of who has to be notified is set out in legislation. Then the decision maker must conscientiously take into consideration the views and representations made by the consultees before arriving at a decision. These are set out at Appendix 2. There appears to be a minimal risk of a challenge to the consultation process if the above principles are adhered to.

The decision-maker should consider the views of those affected by a proposal or who have an interest in it, including cross-LA border interests. The decision-maker does not necessarily need to simply take account of the numbers of people expressing a particular view but could also decide to give greater weight to responses from those stakeholders likely to be most directly affected by a proposal – especially parents of children at the affected school(s).

The decision can be to approve, reject or modify the proposals in the light of the statutory consultation responses.

### FINANCIAL IMPLICATIONS AND RISKS

Expansion of these schools will have significant financial implications for both the local authority and the individual schools:

#### CAPITAL

Work to physically expand the schools to accommodate additional pupils will be needed. Latest cost estimates are as follows:

#### Estimated Costs

Detailed schemes are still being developed but at this stage costs are estimated as follows:

Broadford Primary	650,000
Benhurst Primary	1,000,000
Newtons Primary	1,100,000
Scotts	2,250,000
RJ Mitchell	2,650,000



## Key Executive Decision

Parsonage Farm	2,200,000
Mawney (note 1)	2,500,000
Hacton (note 2)	0
Suttons (note 3)	0
TOTAL	£12,350,000

### **Funding**

The 14/15 Capital Programme includes funding of £12.7m for the above schemes. . Virements will need to be arranged between individual schemes but overall estimated costs can be contained within the overall funding available. Current costs estimates are £350k less than this. At this stage it is suggested that this remain within the phase 2 primary expansion programme as costs may rise as these/other schemes are developed in detail. Should it be possible to keep costs within the funding available then this will reduce the amount of LBH resources (not grant) required to fund this programme. In addition to the above capital works it may be necessary to provide short term temporary accommodation for which funding is expected to be released from contingency. See note 1 re Mawney which is not currently covered by this expectation.

Note 1 - Although the Mawney primary school is due to be rebuilt as part of the Priority Schools Building Programme (PSBP), part of the building will initially need to be relocated in mobile classrooms in the school's car park to enable the building works to take place. The relocation costs are estimated at £800k although detailed plans are still being considered and wherever possible will be undertaken in a way that will allow capital funding to be utilised. Should this not be the case then provision of short term temporary accommodation would need revenue funding to be identified. An additional £1,700,000 will be required to fund an expansion at the Mawney to provide one additional FE.

Note 2 - Although Hacton primary school is due to be rebuilt as part of the PSBP programme, the Education Funding Agency (EFA) originally indicated that a contribution of £500k was required to re-provide the Hearing Impairment Unit in the new school building. Following negotiations the EFA have agreed to meet these costs.

Note 3 – Suttons primary school is due to be rebuilt, including expansion, as part of the PSBP programme, all costs are expected to be met by the EFA.

### **Associated Revenue Implications**

The revenue implications for schools are that, in creating an additional class from September 2014, additional resources will be incurred particularly for teaching and support staff. From the financial year 2015/16 the schools will receive additional funding through their budget shares as the pupils will be on roll at the date of the pupil census that is used to calculate funding. For the period September 2014 to March 2015, however, additional resources will need to be provided. These will be met from a pupil growth contingency held within the Schools Budget (funded by the Dedicated

## **Key Executive Decision**

Schools Grant) as agreed by the Schools Funding Forum. A similar situation will arise for those places created from September 15.

The demand for increased funding to be held as a pupil growth contingency from a ring-fenced DSG is likely to result in less funding being available for distribution to schools putting at risk the ability of schools to maintain current levels of expenditure. School are, however, guaranteed through DFE financial regulations to not have their funding reduced by greater than 1.5% per pupil.

### **Revenue Implications for the Local Authority**

It should be noted that an increase in school admissions across the Borough may also have a 'knock-on effect' on other LA budgets such as special educational needs, home to school transport, etc. The details of this are currently being quantified and any pressures arising will be addressed through the appropriate channels. As mentioned previously, the DSG allocation to Havering will be increased from 2015/16 reflecting increased pupil numbers. Most of this will be allocated to schools but there may be some available to fund other pupil related pressures.

### **Risks**

There are a number of risks associated with the primary expansion programme as follows:

- Variation in demand for school places from that forecast, either leading to a requirement for further spend and/or places being delivered which aren't filled. Given that past trends have shown a higher than anticipated increase the latter is unlikely.
- Increased costs either as detailed schemes are progressed, as a result of the tendering process or due to additional demand.
- There may be insufficient funding to meet all costs in which case the contingency plan would be to utilise borrowing however this would result in additional revenue costs to the Council and that would increase the projected budget gap for the next 4 years which already stands at around £60 million. Every effort will therefore be made to keep this to a minimum.

Caroline May, Strategic Finance Business Partner

**Key Executive Decision**

**HUMAN RESOURCES IMPLICATIONS AND RISKS  
(AND ACCOMMODATION IMPLICATIONS WHERE RELEVANT)**

As a result of a decision supporting the expansion programme, there is likely to be a need to recruit additional teaching and support staff within the relevant schools. These schools will directly manage the recruitment and selection process in accordance with the existing and relevant HR policies and procedures. Schools' HR support in relation to these processes will be provided as appropriate.

**EQUALITIES AND SOCIAL INCLUSION IMPLICATIONS AND RISKS**

A full Equalities Analysis has been conducted and is attached as Appendix 3.

**BACKGROUND PAPERS**

None that is not available publicly.

Appendix

1. Decision-maker guidance for each proposal
- 2a. Analysis of representation stage responses.
- 2b. Petitions received and responses
3. Equalities Assessment

**Key Executive Decision**

**Part C – Record of decision**

I have made this executive decision in accordance with authority delegated to me by the Leader of the Council and in compliance with the requirements of the Constitution.

**Decision**

Proposal agreed

**Details of decision maker**

Signed



Name: Councillor Paul Rochford

Councillor Roger Ramsey

Cabinet Portfolio held:

CMT Member title:

Head of Service title

Other manager title:

Date: 15 MAY 2014

**Lodging this notice**

The signed decision notice must be delivered to the proper officer, Andrew Beesley, Committee Administration Manager in the Town Hall.

**For use by Committee Administration**

This notice was lodged with me on 15 MAY 2014

Signed  \_\_\_\_\_